


10 Fun and Educational Activities with Clear Pictures to Teach Your Child Baby Children Toddler Kids

As a parent, it is crucial to provide your child with engaging and educational activities to help boost their overall development. With the right tools and guidance, you can make learning fun for your little ones. In this article, we will explore ten interactive activities that are not only entertaining but also offer ample learning opportunities for babies, children, toddlers, and kids. Each activity comes with clear pictures to enhance visual understanding and ensure an enjoyable experience for your child.

1. Sorting and Classifying Objects

Sorting and classifying are great ways to introduce your child to basic concepts such as shapes, colors, and sizes. You can start by collecting a variety of objects like buttons, toys, or fruits and encourage your child to sort them based on specific criteria. For example, ask them to group objects by color or shape. Through this activity, your child will develop their cognitive abilities and learn to differentiate between objects based on their characteristics.



The Alphabet Book: With Clear Pictures to Teach Your Child, Baby Book, Children's Book, Toddler Book, Kids Book by Steven Brusvale(Kindle Edition)

★★★★★ 5 out of 5

Language : English

File size : 13208 KB

Print length : 39 pages

Lending : Enabled



2. Sensory Bins

Sensory bins are a fantastic way to stimulate your child's senses and promote tactile exploration. Fill a container with materials such as rice, sand, or water

beads, and add various objects like spoons, cups, or small toys. Let your child dive in and explore the different textures and sensations. Sensory bins allow children to develop their fine motor skills, enhance creativity, and encourage imaginative play.



3. Puzzles

Puzzles are excellent tools to enhance problem-solving skills and develop spatial awareness. Choose age-appropriate puzzles with vibrant images and clear shapes. Start with simpler puzzles consisting of fewer pieces and gradually increase the complexity as your child becomes more proficient. Completing puzzles not only provides a sense of accomplishment but also improves hand-eye coordination and logical thinking.

BUDDY BLOCKS



Beginner Block Puzzle Set!

4. DIY Science Experiments

Science experiments are not only entertaining but also foster curiosity and critical thinking in children. Conduct simple experiments at home using everyday items. For example, create a volcano using baking soda and vinegar or make a DIY lava lamp using oil and water. These hands-on activities introduce scientific concepts and help children understand cause and effect relationships.



5. Nature Scavenger Hunt

Take your child outdoors for a nature scavenger hunt and let them explore the wonders of the natural world. Create a list of items or characteristics they need to find, such as a specific leaf, a bird's nest, or a smooth rock. Encourage them to observe, collect, and discuss their findings. This activity promotes observation skills, appreciation for nature, and curiosity about the environment.



6. Storytime with Props

Storytelling is a beloved tradition that aids language development and sparks imagination. Take it a step further by incorporating props and puppets into your storytelling sessions. Choose a favorite story and use pictures, toys, or hand puppets to bring the characters to life. This interactive method enhances comprehension, vocabulary, and social skills.

Build a Prop Box For Story Retelling



7. Music and Dance

Music and dance are powerful tools for expression and creativity. Encourage your child to explore different rhythms, melodies, and movements. Provide them with age-appropriate instruments such as shakers or drums and let them create their own tunes. Dancing to different music genres and styles helps improve coordination, motor skills, and self-confidence.



8. Cooking Together

Get your child involved in the kitchen and let them explore the world of cooking. Choose simple recipes and assign them age-appropriate tasks such as mixing, measuring, or stirring. This hands-on experience not only improves fine motor skills but also teaches them math concepts and promotes healthy eating habits. Plus, cooking together provides an opportunity for valuable bonding time.



9. Gardening and Planting

Teach your child about nature's wonders by engaging in gardening activities. Allow them to plant seeds, water the plants, and observe their growth over time. Gardening teaches responsibility, patience, and the importance of caring for the environment. Watching plants thrive provides a sense of accomplishment and instills a love for nature.




10. Yoga and Mindfulness

Introducing yoga and mindfulness practices to your child promotes physical and mental well-being. Teach them simple yoga poses and incorporate breathing exercises into their daily routine. Yoga improves flexibility, concentration, and body awareness. Additionally, mindfulness activities such as guided imagery or meditation help children manage emotions and develop a sense of inner calm.



Engaging and educational activities play a vital role in your child's overall development. By incorporating these ten activities into your child's routine and utilizing the clear pictures provided, you can make learning enjoyable and effective. From sorting objects to practicing yoga, each activity offers unique benefits and contributes to different aspects of your child's growth. So, get ready to embark on an exciting journey of learning and exploration with your little one!



The Alphabet Book: With Clear Pictures to Teach Your Child, Baby Book, Children's Book, Toddler Book, Kids Book by Steven Brusvale(Kindle Edition)

★★★★★ 5 out of 5

Language : English

File size : 13208 KB

Print length : 39 pages

Lending : Enabled



Learning the alphabet should be fun and comprehensible to the child. This book provides appropriate visibility. Each letter is supported by a reference mnemonic picture: A - ants, apricot, apples, B - bus, balls, blocks set, and so on according to the alphabet.


The Alphabet Book contains a careful selection of pictures. By looking at them, a child can see the general appearance of each subject portrayed with maximum accuracy. This is particularly important in developing the child's understanding of the surrounding world.

Our children are surrounded by inscriptions and signatures, and the moment comes when they start asking about the letters "what is this?" or even indicate a separate capital letter. It makes sense to respond to the child's request and teach him letters when he shows interest in them.

It's better not to rush to learn the alphabet, especially if you started learning early - from 2, 3, or even 4 years old. Excessive pressure on your part can suppress interest and the desire to learn letters. And do not forget to praise your child! The compliment received from you is an incentive to move forward!


Proceed to an acquaintance and remembering the next letter only after the child has firmly remembered all the previous ones. And reading and folding into syllables are better to start after the child can name each letter without hesitation. For preschoolers, learning the alphabet is not a primary concern. If you see that after five minutes the baby has lost interest in learning a new letter, turn his attention to another matter. And return to the alphabet another day. Learning letters with a child will take more than one month, so take your time.

This book will make the task of learning an alphabet an exciting and enlightening adventure for your child. Teach your preschool child the ABC's and encourage learning while reading.



The Secrets of Chaplaincy: Unveiling the Pastoral Theology of Inquiry Haworth

Chaplaincy is a field that encompasses deep empathy, understanding, and spirituality. It is a profession where individuals provide spiritual care and support to those in...




Animales Wordbooks: Libros de Palabras para los Amantes de los Animales

Si eres un amante de los animales como yo, entonces seguramente entenderás la fascinación que sentimos hacia estas increíbles criaturas. Ya sea que se trate de majestuosos...



Let's Learn Russian: Unlocking the Mysteries of the Cyrillic Script

Are you ready to embark on a linguistic adventure? Have you ever been curious about the beautiful Russian language? Look no further - this article is your...



The Incredible Adventures of Tap It Tad: Collins Big Cat Phonics For Letters And Sounds

Welcome to the enchanting world of phonics where learning to read becomes a captivating journey! In this article, we will explore the

marvelous educational resource,...



Schoolla Escuela Wordbookslibros De Palabras - Unlocking the Power of Words!

Growing up, one of the most significant milestones in a child's life is learning how to read. It opens up a whole new world of possibilities, imagination, and knowledge. A...



15 Exciting Fun Facts About Canada for Curious Kids

Canada, the second-largest country in the world, is famous for its stunning landscapes, diverse wildlife, and friendly people. As children, it's essential to...



What Did He Say? Unraveling the Mystery Behind His Words

Have you ever found yourself struggling to understand what someone really meant when they said something? Communication can often be clouded with ambiguity, leaving us...



A Delicious Journey through Foodla Comida Wordbookslibros De Palabras

Welcome to the world of Foodla Comida Wordbookslibros De Palabras, where colorful illustrations and engaging words come together to create a delightful learning...