

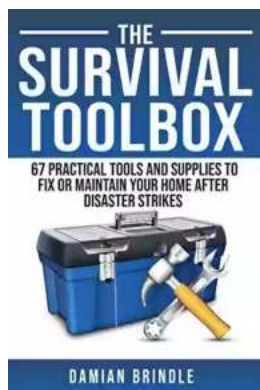
# 67 Practical Tools And Supplies To Fix Or Maintain Your Home After Disaster

Disasters can strike at any moment, leaving behind a trail of destruction and damage. When faced with the aftermath of such events, it is crucial to have the necessary tools and supplies to fix and maintain your home. Whether you are dealing with a natural disaster like a hurricane or tornado, or facing the consequences of a burst pipe or electrical failure, being prepared is key to a swift recovery.

In this article, we have compiled a comprehensive list of 67 practical tools and supplies that every homeowner should have on hand to tackle post-disaster situations confidently. From basic hand tools to essential safety equipment, these items will help you regain control of your living space and restore your home to its former glory.

## 1. Power Tools

A set of power tools is essential for efficient and effective repairs. Include a cordless drill, circular saw, reciprocating saw, jigsaw, and a multi-tool in your arsenal.



### The Survival Toolbox: 67 Practical Tools and Supplies to Fix or Maintain Your Home After Disaster Strikes by Damian Brindle(Kindle Edition)

★★★★☆ 4.1 out of 5

Language : English

File size : 12114 KB

Text-to-Speech : Enabled

Screen Reader : Supported

Enhanced typesetting : Enabled

X-Ray	: Enabled
Word Wise	: Enabled
Print length	: 73 pages
Lending	: Enabled
Hardcover	: 336 pages
Item Weight	: 1.27 pounds
Dimensions	: 6 x 1.03 x 9 inches



## 2. Hand Tools

A collection of essential hand tools is necessary for precision work and smaller repairs. Make sure you have a hammer, screwdrivers (both flathead and Phillips), pliers, wrenches, and a tape measure available.

## 3. Safety Equipment

Safety should always be a priority. Invest in safety goggles, helmets, gloves, masks, and ear protection to ensure your well-being during repairs.

## 4. Tarps and Plastic Sheeting

To protect your home from additional damage, cover holes or damaged roofs with tarps or plastic sheeting until permanent repairs can be made.

## 5. Duct Tape

Duct tape is a versatile tool that can temporarily fix a range of problems, from sealing leaks to patching broken items.

## 6. Nails and Screws

A variety of nails and screws of different sizes will come in handy when repairing furniture or securing loose fixtures.

## **7. Adhesive Products**

Keep a selection of adhesive products like epoxy glue, super glue, and wood glue to mend broken items or attach loose parts.

## **8. Painting Supplies**

Do not overlook the importance of painting supplies when it comes to home repairs. Stock up on paintbrushes, rollers, trays, and masking tape.

## **9. Ladders**

Having a reliable ladder or step stool is necessary for accessing high areas or reaching ceilings during repairs.

## **10. Sewing Kit**

A sewing kit is ideal for repairing torn fabrics, mending upholstery, or stitching damaged curtains.

## **11. Flashlights**

Ensure you have multiple flashlights and spare batteries handy. Power outages are common during disasters, and adequate lighting is crucial.

## **12. Plumbing Tools**

To address plumbing issues, consider having a plunger, pipe wrench, adjustable wrench, and pipe tape readily available.

## **13. Electrical Tools**

If you are comfortable with electrical work, having electrical tools like wire strippers, voltage testers, and electrical tape can be useful. Otherwise, contact a professional.

## **14. Fire Extinguishers**

Invest in reliable fire extinguishers and make sure everyone in the household knows how to use them correctly.

## **15. Dehumidifiers and Fans**

To prevent mold growth and aid in drying out wet areas, dehumidifiers and fans are great tools to have.

## **16. Emergency Generator**

Power outages can be prolonged after a disaster. Consider purchasing an emergency generator to keep essential appliances running.

## **17. First Aid Kit**

Always have a well-stocked first aid kit within reach. This should include bandages, antiseptic solutions, pain relievers, and other medical supplies.

## **18. Pry Bars**

Pry bars are essential for removing damaged or protruding nails, prying open doors or windows, and dismantling furniture.

## **19. Wet/Dry Vacuum**

A wet/dry vacuum can prove invaluable when dealing with water damage, as it efficiently removes water and debris.

## **20. Tarp Clips**

Securely fasten tarps or plastic sheeting with tarp clips to ensure they stay in place during adverse weather conditions.

## **21. Saws and Blades**

Keep a handsaw, hacksaw, and various blades in your toolkit to handle cutting through wood, metal, or plastic.

## **22. Bolt Cutters**

Bolt cutters are handy for cutting through padlocks, chains, or wires, especially in emergency situations.

## **23. Rope and Twine**

Stock up on different types of rope and twine to secure items, create makeshift structures, or tie down debris.

## **24. Sandbags**

If your home is prone to flooding, having sandbags on hand will help divert water and protect your property.

## **25. Respirator Masks**

Respirator masks are crucial when dealing with hazardous materials or when exposed to dust, mold, or chemicals.

## **26. Pry Bars**

Pry bars are essential for removing damaged or protruding nails, prying open doors or windows, and dismantling furniture.

## **27. Wet/Dry Vacuum**

A wet/dry vacuum can prove invaluable when dealing with water damage, as it efficiently removes water and debris.

## **28. Tarp Clips**

Securely fasten tarps or plastic sheeting with tarp clips to ensure they stay in place during adverse weather conditions.

## **29. Saws and Blades**

Keep a handsaw, hacksaw, and various blades in your toolkit to handle cutting through wood, metal, or plastic.

## **30. Bolt Cutters**

Bolt cutters are handy for cutting through padlocks, chains, or wires, especially in emergency situations.

## **31. Rope and Twine**

Stock up on different types of rope and twine to secure items, create makeshift structures, or tie down debris.

## **32. Sandbags**

If your home is prone to flooding, having sandbags on hand will help divert water and protect your property.

## **33. Respirator Masks**

Respirator masks are crucial when dealing with hazardous materials or when exposed to dust, mold, or chemicals.

## **34. Safety Vests**

Ensure visibility during debris cleanup or repair work by wearing high-visibility safety vests.

## **35. Protective Clothing**

Invest in durable, protective clothing such as coveralls or heavy-duty gloves to shield yourself from sharp objects or harmful substances.

### **36. Portable Air Compressor**

A portable air compressor can come in handy for inflating tires, powering pneumatic tools, or assisting with cleaning.

### **37. Toolboxes and Organizers**

Stay organized and easily locate your tools by utilizing toolboxes or organizers specifically designed for different types of equipment.

### **38. Extension Cords**

Extension cords are essential for providing power to tools or appliances when regular outlets are not accessible.

### **39. Spare Batteries**

Make sure to stock up on extra batteries of various sizes to power your tools, flashlights, and other battery-operated devices.

### **40. Gasoline Containers**

If you have a backup generator or portable equipment that uses gasoline, ensure you have sturdy containers to store fuel safely.

### **41. Fire-Resistant Safe**

Protect your important documents, cash, and valuables from fire damage by storing them in a fire-resistant safe.

### **42. Portable Water Filters**

In the event of water contamination, having portable water filters or purifiers will provide you with safe drinking water.

### **43. Solar-Powered Chargers**

During extended power outages, solar-powered chargers can keep your essential devices like phones or radios operational.

### **44. Chainsaw**

If your property has trees that could pose a safety hazard after a disaster, owning a chainsaw will enable you to remove fallen branches or trees efficiently.

### **45. Garden Tools**

Keep your garden in shape by having basic tools like a rake, shovel, and pruning shears readily available.

### **46. Safety Glasses**

Protect your eyes from potential debris or flying particles by wearing safety glasses during repairs or clean-up processes.

### **47. Work Gloves**

Durable work gloves are essential for protecting your hands from sharp edges, splinters, or hazardous materials.

### **48. Tourniquet**

A tourniquet is a potentially life-saving tool for severe bleeding. Learn how to use it properly or take a first aid course.

### **49. Cable Ties**



Cable ties are versatile and useful for securing items, bundling cables, or creating temporary fixes.

## **50. Multimeter**

A multimeter allows you to test electrical circuits and troubleshoot issues, making it a valuable tool for diagnosing electrical problems.

## **51. Utility Knife**

A utility knife is a versatile cutting tool that can handle various materials such as cardboard, carpet, or plastic.

## **52. Stud Finder**

When hanging shelves or mirrors, a stud finder is essential for locating the wall studs and ensuring proper support.

## **53. Step Ladder**

A sturdy step ladder offers stability and convenience when performing repairs that require elevated access.

## **54. Measuring Tape**

A retractable measuring tape is a fundamental tool for accurate measurements during repairs or renovations.

## **55. Spirit Level**

A spirit level ensures your installations are perfectly horizontal or vertical, offering a professional finish to your repairs.

## **56. Repair Manuals**

Invest in repair manuals or guides specific to your home appliances or equipment to aid in troubleshooting and fixing them.

### **57. Carbon Monoxide Detector**

A carbon monoxide detector is crucial for detecting poisonous gas leaks and ensuring the safety of your household.

### **58. HVAC Tools**

If you are familiar with HVAC systems, having tools like refrigerant gauges or duct tape can assist in repairing or maintaining your heating and cooling systems.

### **59. Crowbar**

A crowbar is a versatile tool for removing nails, prying, or gaining access to locked areas.

### **60. Fireproof Tarp**

When dealing with open flames or hot repairs, a fireproof tarp provides an additional layer of protection.

### **61. Fire Escape Ladder**

If you live in a multi-story building, having a fire escape ladder provides an emergency exit option during unexpected events.

### **62. Outdoor Survival Kit**

An outdoor survival kit, including essentials like a compass, emergency blankets, and water purification tablets, ensures you are prepared for outdoor emergencies.

### **63. Mold Test Kit**

If you suspect the presence of mold in your home, a mold test kit will help you identify and address the issue promptly.

## **64. Snow Shovel**

In regions with heavy snowfall, a snow shovel enables you to clear your driveway and walkways efficiently.

## **65. Window Board-Up Kits**

Window board-up kits are crucial for securing broken windows, preventing further damage or unauthorized access.

## **66. Emergency Whistle**

Include an emergency whistle in your toolkit to attract attention if you find yourself in a dangerous or life-threatening situation.

## **67. Communication Devices**


In times of disaster, reliable communication devices like two-way radios or satellite phones become vital for staying connected and seeking help.

By having these 67 practical tools and supplies readily available, you will be well-equipped to tackle any home repair or maintenance challenges that arise after a disaster. Remember to store them in a secure and accessible location, and regularly check and replenish your supplies, ensuring your readiness for any unexpected event.

### **The Survival Toolbox: 67 Practical Tools and Supplies to Fix or Maintain Your Home After Disaster Strikes** by Damian Brindle(Kindle Edition)

★★★★☆ 4.1 out of 5

Language : English



File size	: 12114 KB
Text-to-Speech	: Enabled
Screen Reader	: Supported
Enhanced typesetting	: Enabled
X-Ray	: Enabled
Word Wise	: Enabled
Print length	: 73 pages
Lending	: Enabled
Hardcover	: 336 pages
Item Weight	: 1.27 pounds
Dimensions	: 6 x 1.03 x 9 inches



What would you do if your home was damaged in a disaster?

This important question is one few preppers truly consider. If you're unable to evacuate and you don't have the tools to fix your home when disaster strikes, you're in big trouble.

To stop this from happening to YOU and your family, you need a proven, reliable survival toolbox – and expert prepper, Damian Brindle, is here to show you how.

With years of experience, Damian has carefully crafted the perfect disaster toolkit packed with dozens of must-have hand tools, each one vital for home disaster recovery. Not only that, but he's also found where you can get these tools for cheap, shows you where to keep them safe, and explains which toolbox is right for your situation.


Here's what you'll find inside this must-have guide:

- Uncover 67 practical tools and supplies to fix or maintain your home after disaster strikes

- Where to find these tools for cheap, without sacrificing quality
- Which tools to keep in your car and on your person, and why this is important
- Where you should keep your survival toolbox (hint: it's not where you think)
- And more!


Packed with valuable insights and common-sense knowledge, The Survival Toolbox is perfect for anyone interested in prepping and disaster recovery. Don't wait until disaster strikes! Prepare yourself now and make sure your family stays safe and protected instead of being freezing cold and soaking wet.

Fast to read and easy to implement, discover how to assemble a proven and reliable, practical disaster toolbox today.



## **The Secrets of Chaplaincy: Unveiling the Pastoral Theology of Inquiry Haworth**

Chaplaincy is a field that encompasses deep empathy, understanding, and spirituality. It is a profession where individuals provide spiritual care and support to those in...



## **Animales Wordbooks: Libros de Palabras para los Amantes de los Animales**

Si eres un amante de los animales como yo, entonces seguramente entenderás la fascinación que sentimos hacia estas increíbles criaturas. Ya sea que se trate de majestuosos...




## Let's Learn Russian: Unlocking the Mysteries of the Cyrillic Script

Are you ready to embark on a linguistic adventure? Have you ever been curious about the beautiful Russian language? Look no further - this article is your...



## The Incredible Adventures of Tap It Tad: Collins Big Cat Phonics For Letters And Sounds

Welcome to the enchanting world of phonics where learning to read becomes a captivating journey! In this article, we will explore the marvelous educational resource,...



## Schoolla Escuela Wordbookslibros De Palabras - Unlocking the Power of Words!

Growing up, one of the most significant milestones in a child's life is learning how to read. It opens up a whole new world of possibilities, imagination, and knowledge. A...



## 15 Exciting Fun Facts About Canada for Curious Kids

Canada, the second-largest country in the world, is famous for its stunning landscapes, diverse wildlife, and friendly people. As children, it's essential to...



## What Did He Say? Unraveling the Mystery Behind His Words

Have you ever found yourself struggling to understand what someone really meant when they said something? Communication can often be clouded with ambiguity, leaving us...



## A Delicious Journey through Foodla Comida Wordbookslibros De Palabras

Welcome to the world of Foodla Comida Wordbookslibros De Palabras, where colorful illustrations and engaging words come together to create a delightful learning...