

Bilingual Early Learning Made Easy: Teaching Russian For Kids with Fun and Engaging Methods

Learning a new language from an early age has numerous benefits for children, including enhanced cognitive abilities, improved problem-solving skills, and increased cultural awareness. One language that has gained popularity among parents and educators is Russian. While it might seem daunting to teach kids a language with a different alphabet and unfamiliar sounds, with the right resources and a fun approach, it can be an easy and enjoyable process.

In this article, we will explore various strategies and educational tools to facilitate bilingual early learning and teach kids the basics of the Russian language effortlessly. Get ready to embark on an exciting journey of Russian language learning with your child!



My First Russian 50 Country Names & Flags Picture Book with English Translations: Bilingual Early Learning & Easy Teaching Russian Books for Kids (Teach & Learn Basic Russian words for Children 18) by Veronika S.([Print Replica] Kindle Edition)

★★★★★ 5 out of 5

Language : English
File size : 3445 KB
Print length : 14 pages
Lending : Enabled
Screen Reader : Supported



1. Start with Basic Vocabulary

Before diving into grammar and sentence structure, it is essential to introduce basic vocabulary words to your child. Start with simple everyday objects, animals, colors, and numbers. Use flashcards or visual aids to make the learning process more interactive and engaging. Reinforce the words through games and activities, ensuring your child associates each word with its corresponding visual representation.



Alt attribute: Flashcards with Russian vocabulary words

2. Incorporate Songs and Music

Singing songs in Russian is a fantastic way to teach kids the language effortlessly. Look for popular Russian nursery rhymes and songs online. Many resources offer transliteration and translations to help parents and children follow along. Encourage your child to sing along and mimic the pronunciation. Music not only enhances language acquisition but also makes the learning process enjoyable and memorable.



Alt attribute: Kids singing Russian songs

3. Interactive Language Learning Apps

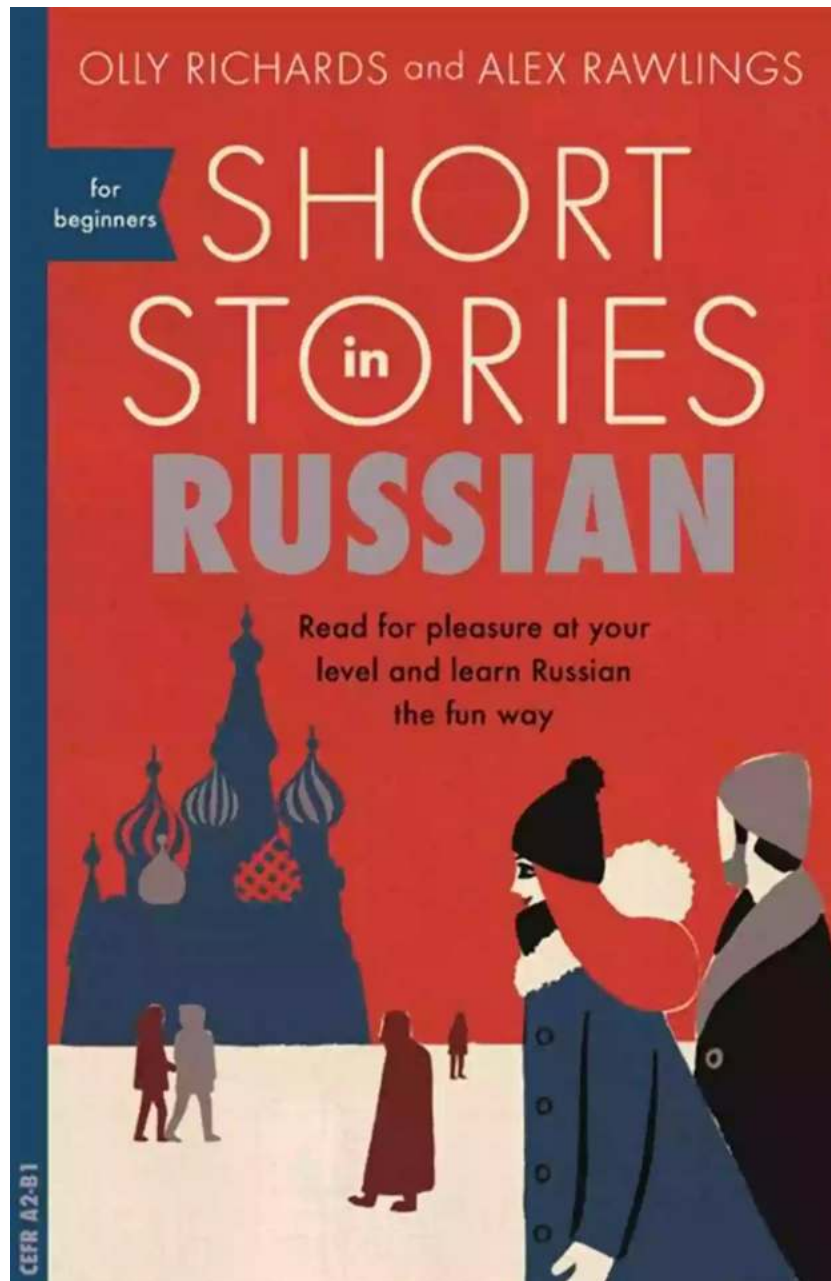
In today's digital age, interactive language learning apps have become an indispensable tool for teaching kids a new language. Look for apps specifically designed for teaching Russian to children. These apps often have bright visuals, interactive games, and engaging exercises to make learning fun and enjoyable. Utilizing technology in language learning can boost children's motivation and interest while providing invaluable pronunciation and vocabulary practice.

Russian Alphabet		
А	ah	К kah
Б	beh	Л ehl
В	veh	М ehm
Г	geh	Н ehn
Д	deh	О o
Е	yeh	П peh
Ё	yo	Р ehr
Ж	zheh	С ehs
З	zeh	Т teh
И	ee	У oo
Й	ee kratkoye	Ф ehf
		Х khah
		Ц tseh
		Ч chYah
		Ш shah
		Щ shchyah
		Ъ tviordiy znak
		Ы i
		Ь myagkiy znak
		Э eh
		Ю Yoo
		Я Yah

Alt attribute: Kids using Russian language learning apps

4. Cultural Immersion through Stories and Poems

Introduce your child to the rich culture and traditions of Russia through stories and poems. Look for age-appropriate books that showcase Russian folklore, fairy tales, and renowned authors. Reading stories and poems not only exposes children to the language but also provides an opportunity to discuss cultural aspects and values. Encourage your child to retell the stories or poems in their own words to enhance vocabulary retention and comprehension.




Alt attribute: Kids reading Russian stories

5. Language Exchange Programs

Consider enrolling your child in a language exchange program or finding a native Russian speaker who can interact with them regularly. Language exchange programs allow children to practice their Russian skills with a native speaker and improve their conversational abilities. Additionally, interacting with someone fluent

in the language exposes children to different accents and intonations, helping them develop a more authentic grasp of the Russian language.



Alt attribute: Kids practicing Russian with a native speaker

6. Make Learning a Game

Children learn best through play and interactive experiences. Make language learning a game by incorporating activities such as puzzles, memory games, or

treasure hunts. Create a friendly competition, which motivates your child and makes the learning process more enjoyable. Celebrate their achievements with small rewards or praise to keep them engaged and eager to continue their language learning journey.

Russian Alphabet		
А	ah	К kah
Б	beh	Л ehl
В	veh	М ehm
Г	geh	Н ehn
Д	deh	О o
Е	yeh	П peh
Ё	yo	Р ehr
Ж	zheh	С ehs
З	zeh	Т teh
И	ee	У oo
Й	ee kratkoye	Ф ehf
		Х khah
		Ц tseh
		Ч chYah
		Ш shah
		Щ shchyah
		Ъ tviordiy znak
		Ы i
		Ь myagkiy znak
		Э eh
		Ю Yoo
		Я Yah

Alt attribute: Kids playing Russian language learning game

7. Practice Regularly

Consistency is key when it comes to language learning. Set aside dedicated time each day for language practice. Establish a routine that includes reviewing vocabulary, playing language learning games, and engaging in conversational practice if possible. With consistent practice, your child's language skills will improve steadily, and they will become more confident in their ability to communicate in Russian.

Russian Alphabet		
А	ah	К kah
Б	beh	Л ehl
В	veh	М ehm
Г	geh	Н ehn
Д	deh	О o
Е	yeh	П peh
Ё	yo	Р ehr
Ж	zheh	С ehs
З	zeh	Т teh
И	ee	У oo
Й	ee kratkoye	Ф ehf
		Х khah
		Ц tseh
		Ч chYah
		Ш shah
		Щ shchyah
		Ъ tviordiy znak
		Ы i
		Ь myagkiy znak
		Э eh
		Ю Yoo
		Я Yah

Alt attribute: Kids practicing Russian language

Teaching Russian to kids can be an enriching experience for both parents and children. By incorporating basic vocabulary, songs, interactive apps, stories, language exchange programs, gamified learning approaches, and regular practice, you can create an engaging and enjoyable environment for your child to learn Russian effortlessly. Remember, patience and consistency are crucial, and with the right resources and strategies, your child will embark on a remarkable bilingual journey, acquiring valuable language skills and cultural knowledge along the way.



**My First Russian 50 Country Names & Flags
Picture Book with English Translations: Bilingual
Early Learning & Easy Teaching Russian Books
for Kids (Teach & Learn Basic Russian words for
Children 18)** by Veronika S.([Print Replica] Kindle Edition)

★★★★★ 5 out of 5

Language : English
File size : 3445 KB
Print length : 14 pages
Lending : Enabled
Screen Reader : Supported




Did you ever want to teach your kids Country Names in Russian ?

Learning Russian can be fun with this picture book.

In this book you will find the following features:


- Russian Country Names.

- Colorful Pictures of 50 Country Flags.
- English 50 Country Names.



The Secrets of Chaplaincy: Unveiling the Pastoral Theology of Inquiry Haworth

Chaplaincy is a field that encompasses deep empathy, understanding, and spirituality. It is a profession where individuals provide spiritual care and support to those in...




Animales Wordbooks: Libros de Palabras para los Amantes de los Animales

Si eres un amante de los animales como yo, entonces seguramente entenderás la fascinación que sentimos hacia estas increíbles criaturas. Ya sea que se trate de majestuosos...



Let's Learn Russian: Unlocking the Mysteries of the Cyrillic Script

Are you ready to embark on a linguistic adventure? Have you ever been curious about the beautiful Russian language? Look no further - this article is your...



The Incredible Adventures of Tap It Tad: Collins Big Cat Phonics For Letters And Sounds

Welcome to the enchanting world of phonics where learning to read becomes a captivating journey! In this article, we will explore the

marvelous educational resource,...




Schoolla Escuela Wordbookslibros De Palabras - Unlocking the Power of Words!

Growing up, one of the most significant milestones in a child's life is learning how to read. It opens up a whole new world of possibilities, imagination, and knowledge. A...



15 Exciting Fun Facts About Canada for Curious Kids

Canada, the second-largest country in the world, is famous for its stunning landscapes, diverse wildlife, and friendly people. As children, it's essential to...



What Did He Say? Unraveling the Mystery Behind His Words

Have you ever found yourself struggling to understand what someone really meant when they said something? Communication can often be clouded with ambiguity, leaving us...



A Delicious Journey through Foodla Comida Wordbookslibros De Palabras

Welcome to the world of Foodla Comida Wordbookslibros De Palabras, where colorful illustrations and engaging words come together to create a delightful learning...