

Counting To Ten: Learning Numbers With Pictures

Are you ready to embark on an exciting learning journey? In this article, we will explore the fascinating world of counting to ten using engaging pictures that will make the learning process enjoyable and fun!

Counting is one of the first and most essential mathematical skills that children need to acquire. Understanding numbers and their sequence forms the foundation for further mathematical concepts and problem-solving abilities. And what better way to introduce counting than through vibrant and visually appealing pictures?

In this article, we will provide a detailed guide on how to teach children how to count to ten with the help of pictures. We will discuss each number individually, highlighting its significance and providing examples through vivid illustrations. Let's dive right in!



Counting to Ten: Learning Numbers with Pictures

by Monica Brown (Kindle Edition)

★★★★☆ 4.8 out of 5

Language : English

File size : 6662 KB

Screen Reader : Supported

Print length : 21 pages

Lending : Enabled




The Power of Visual Learning

Visual learning is a highly effective method for teaching children, as it allows them to grasp complex concepts more easily. By incorporating pictures into the learning process, children can associate numerical values with familiar objects, making the journey of learning numbers more relatable and exciting.

Each number from one to ten has its unique characteristics, and representing them visually helps children understand their meaning and value. Now, let's explore each number, one-by-one, to learn how to count using pictures!

Number One

We start our counting journey with the number one. This number represents a single unit of something. To help children understand this concept, we can use pictures of a single object, such as a sun, a tree, or a flower.



Number Two

Next, we move on to the number two. Let's introduce children to the concept of pairs using pictures of objects that come in twos. This can include shoes, socks, or even a set of ears.



Number Three

As we progress, we explore the number three. This number represents a small group of items. We can use pictures of familiar objects that naturally come in threes, such as a three-leaf clover, a three-tiered cake, or even a triplet of animals.



Number Four

Continuing our journey, we come to the number four. Here, we can introduce children to pictures of objects that come in fours, such as four wheels on a car, four legs on a chair, or four quarters in a dollar.



Number Five

Next up is the number five, a significant milestone in our counting adventure. We can use pictures of objects that come in fives, such as the five fingers on a hand, a five-pointed star, or even a high-five gesture.




Number Six

Now, let's explore the number six. We can introduce children to pictures of objects that come in sixes, such as a six-pack of soda cans, a six-sided die, or even a beehive with six honeycombs.



Number Seven

Moving forward, we arrive at the number seven. We can capture children's attention by using pictures of objects that come in sevens, such as a rainbow with seven colors, the seven days of the week, or even a set of seven musical notes.




Number Eight

Continuing our counting adventure, we encounter the number eight. We can engage children with pictures of objects that come in eights, such as an eight-spoked wheel, an eight-legged spider, or even a group of eight balloons.



Number Nine

As we approach the end of our journey, we reach the number nine. We can capture children's imagination with pictures of objects that come in nines, such as a nine-piece puzzle, a countdown from nine to zero, or even a bouquet of nine flowers.



Number Ten

Finally, we arrive at the last number of our counting adventure - the number ten. We can celebrate this milestone with pictures of objects that come in tens, such as ten candles on a birthday cake, a ten-dollar bill, or even a group of ten friends.



Learning to count is an essential skill that lays the foundation for further mathematical comprehension. By incorporating pictures into the learning process, children can better understand the concept of numbers and their value. Through our exploration of each number using engaging pictures, we hope to make the journey of counting to ten an enjoyable and memorable one for children.

So, let's embark on this exciting adventure together, using visuals to ignite children's curiosity and instill a love for numbers from an early age!



Counting to Ten: Learning Numbers with Pictures

by Monica Brown (Kindle Edition)

★★★★☆ 4.8 out of 5

Language : English

File size : 6662 KB

Screen Reader : Supported

Print length : 21 pages


Lending : Enabled



Are you looking for a fun and captivating way to teach young children about numbers and counting? Look no further, "Counting to Ten" is the read-aloud book for you and your family! Colorful and simple, this book uses a unique approach and memorable images to catch the attention of babies and toddlers.


Using alliteration and pictures, this book's simplicity allows children to focus and understand small numbers and recognizable words, one number at a time. Education is the goal, and this method involves bright and colorful imagery.

Whether you are a parent or teacher, this book is for you.



The Secrets of Chaplaincy: Unveiling the Pastoral Theology of Inquiry Haworth

Chaplaincy is a field that encompasses deep empathy, understanding, and spirituality. It is a profession where individuals provide spiritual care and support to those in...



Animales Wordbooks: Libros de Palabras para los Amantes de los Animales

Si eres un amante de los animales como yo, entonces seguramente entenderás la fascinación que sentimos hacia estas increíbles criaturas. Ya sea que se trate de majestuosos...



Let's Learn Russian: Unlocking the Mysteries of the Cyrillic Script

Are you ready to embark on a linguistic adventure? Have you ever been curious about the beautiful Russian language? Look no further - this article is your...



The Incredible Adventures of Tap It Tad: Collins Big Cat Phonics For Letters And Sounds

Welcome to the enchanting world of phonics where learning to read becomes a captivating journey! In this article, we will explore the marvelous educational resource,...



Schoolla Escuela Wordbookslibros De Palabras - Unlocking the Power of Words!

Growing up, one of the most significant milestones in a child's life is learning how to read. It opens up a whole new world of possibilities, imagination, and knowledge. A...



15 Exciting Fun Facts About Canada for Curious Kids

Canada, the second-largest country in the world, is famous for its stunning landscapes, diverse wildlife, and friendly people. As children, it's essential to...



What Did He Say? Unraveling the Mystery Behind His Words

Have you ever found yourself struggling to understand what someone really meant when they said something? Communication can often be clouded with ambiguity, leaving us...



A Delicious Journey through Foodla Comida Wordbookslibros De Palabras

Welcome to the world of Foodla Comida Wordbookslibros De Palabras, where colorful illustrations and engaging words come together to create a delightful learning...