

How To Buy a Domain Name - The Ultimate Guide

A domain name is the first step towards establishing your online presence. It is like your digital address, and having a memorable and relevant domain name is crucial for the success of your website or online business. In this comprehensive guide, we will show you how to buy a domain name that suits your needs and helps you stand out in the online world.

Why Does a Domain Name Matter?

Before we dive into the process of buying a domain name, let's understand why it's so important. A well-chosen domain name:

- Represents your brand or website
- Establishes credibility and professionalism
- Affects search engine rankings
- Helps with marketing and branding strategies
- Creates a memorable online identity

Choosing the Right Domain Name

The first step in buying a domain name is selecting the right one. Here are some factors to consider:

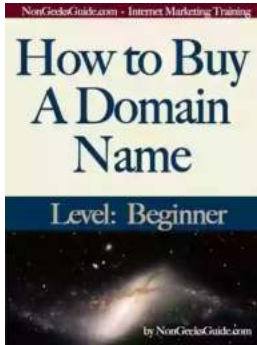
How to Buy a Domain Name

by Czarina Tran-Bernett(Kindle Edition)

★★★★☆ 4 out of 5

Language : English

File size : 96 KB



Text-to-Speech : Enabled
Word Wise : Enabled
Lending : Enabled
Print length : 25 pages



1. **Relevance:** Your domain name should be relevant to your website's content or purpose. It should reflect your brand and clearly communicate what visitors can expect from your site.
2. **Memorability:** A catchy and easy-to-remember domain name can increase your website's visibility and attract more visitors. Avoid complicated spellings or long words that may confuse users.
3. **Keywords:** Including relevant keywords in your domain name can boost your search engine rankings. Consider using long descriptive keywords related to your industry or niche.
4. **Length:** Generally, shorter domain names are easier to remember and type. However, if your domain name is a bit longer but highly relevant and carries strong keywords, it can still be effective.
5. **Extension:** Choose a domain name extension that best suits your website's purpose. The most common extension is ".com," but there are many other options available depending on the nature of your website (e.g., .org, .net, .edu).

The Domain Name Registration Process

Now that you have a clear idea of what you want in a domain name, let's walk through the process of actually buying it:

1. **Search for Available Domain Names:** Use a domain name registrar or a domain search tool to check the availability of your desired domain name. Make sure it is not already taken or trademarked by someone else.
2. **Choose a Reliable Registrar:** Select a reputable domain name registrar that offers competitive prices, good customer support, and additional features like domain privacy protection and DNS management.
3. **Compare Prices and Services:** Different registrars may offer different prices for the same domain name. Compare their prices, additional services, renewal fees, and overall reputation to make an informed decision.
4. **Register Your Domain Name:** Once you have chosen a registrar, proceed with registering your domain name. Provide all the necessary details and complete the payment process.
5. **Set up DNS and Name Servers:** After registration, you will need to set up your domain's DNS (Domain Name System) and configure the name servers. This step ensures that your domain name directs visitors to the correct IP address where your website is hosted.
6. **Renew Your Registration:** Most domain names require annual renewal. Monitor your domain's expiration date and renew it on time to avoid losing ownership.

Tips for Buying a Domain Name

Here are some additional tips to consider when buying a domain name:

- **Protect Your Brand:** Consider registering multiple domain extensions or common misspellings of your domain name to protect your brand and avoid losing potential traffic.
- **Privacy Protection:** Opt for domain privacy protection to keep your personal information hidden from WHOIS searches, protecting you from spam and identity theft.
- **Consider Long-Term Goals:** If you plan to expand your website or business in the future, choose a domain name that allows for scalability and growth.
- **Avoid Copyright Infringements:** Do thorough research to ensure your domain name does not infringe upon any trademarks or copyrights. Legal issues could lead to costly disputes and potentially force you to rebrand.

Buying a domain name is a crucial step in establishing your online presence. By following the steps outlined in this guide, you can choose a domain name that accurately represents your brand, is memorable, and helps you achieve your online goals. Remember to consider the importance of relevance, memorability, keywords, and extensions when making your decision. Choose a reliable domain registrar, compare prices and services, and complete the registration process. Finally, protect your brand, consider long-term goals, and avoid any copyright infringements. With a well-chosen domain name, your website is one step closer to success!

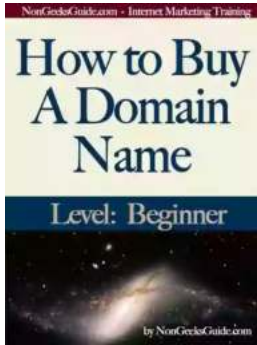
Now go ahead and start your search for that perfect domain name that will set you apart in the digital world!

How to Buy a Domain Name

by Czarina Tran-Bernett(Kindle Edition)

★★★★☆ 4 out of 5

Language : English




File size : 96 KB
Text-to-Speech : Enabled
Word Wise : Enabled
Lending : Enabled
Print length : 25 pages



Whether you are a business or an individual wanting to have your own web site, one of the important things to consider is your own domain name. Why this is extremely important is that a domain name can impact the way humans and search engine spiders (which feed pages to search engines) perceive it.

Fortunately for many, domain names are affordable. There are registrars out there that offer reasonable prices for your domain names. Before you can buy your own domain name, though, there are important things that you have to keep in mind.



The Secrets of Chaplaincy: Unveiling the Pastoral Theology of Inquiry Haworth

Chaplaincy is a field that encompasses deep empathy, understanding, and spirituality. It is a profession where individuals provide spiritual care and support to those in...



Animales Wordbooks: Libros de Palabras para los Amantes de los Animales

Si eres un amante de los animales como yo, entonces seguramente entenderás la fascinación que sentimos hacia estas increíbles criaturas. Ya sea que se trate de majestuosos...



Let's Learn Russian: Unlocking the Mysteries of the Cyrillic Script

Are you ready to embark on a linguistic adventure? Have you ever been curious about the beautiful Russian language? Look no further - this article is your...



The Incredible Adventures of Tap It Tad: Collins Big Cat Phonics For Letters And Sounds

Welcome to the enchanting world of phonics where learning to read becomes a captivating journey! In this article, we will explore the marvelous educational resource,...



Schoolla Escuela Wordbookslibros De Palabras - Unlocking the Power of Words!

Growing up, one of the most significant milestones in a child's life is learning how to read. It opens up a whole new world of possibilities, imagination, and knowledge. A...



15 Exciting Fun Facts About Canada for Curious Kids

Canada, the second-largest country in the world, is famous for its stunning landscapes, diverse wildlife, and friendly people. As children, it's essential to...



What Did He Say? Unraveling the Mystery Behind His Words

Have you ever found yourself struggling to understand what someone really meant when they said something? Communication can often be clouded with ambiguity, leaving us...



A Delicious Journey through Foodla Comida Wordbookslibros De Palabras

Welcome to the world of Foodla Comida Wordbookslibros De Palabras, where colorful illustrations and engaging words come together to create a delightful learning...