


Practical Guide For Creative Autocorrection Text Expansion And Text Replacement

Have you ever found yourself wishing for a tool that could save you time and effort while typing? Well, look no further because autocorrection text expansion and text replacement are here to revolutionize the way you communicate! In this comprehensive guide, we will explore the practical applications of these features and how you can use them to enhance your productivity.



Understanding Autocorrection Text Expansion and Text Replacement

Autocorrection text expansion, sometimes referred to as text expansion, is a feature that allows you to create shortcuts for frequently typed words, phrases, or even entire sentences. On the other hand, text replacement lets you replace specific words or phrases with predefined alternatives automatically.



Beginning AutoHotkey Hotstrings: A Practical Guide for Creative AutoCorrection, Text Expansion and Text Replacement (AutoHotkey Tips and Tricks Book 6) by Jack Dunning(Kindle Edition)

★★★★☆ 4.6 out of 5

Language : English

File size : 792 KB

Text-to-Speech : Enabled

Screen Reader : Supported

Enhanced typesetting : Enabled

Print length : 152 pages

Lending : Enabled




For example, say you often need to type your email address. Instead of typing it out every time, you can create a shortcut like "myemail" which expands into your full email address. This saves you from repetitive typing and reduces the chances of errors.

The Power of Autocorrection Text Expansion

Autocorrection text expansion is incredibly powerful and can be used across various platforms and applications. Whether you are writing emails, creating

documents, or sending messages, text expansion can significantly speed up your workflow.



Consider a scenario where you frequently include a disclaimer at the end of your emails. With text expansion, you can create a shortcut like "disclaimer" which automatically expands into the full disclaimer text. Imagine the time and effort saved by not having to type it out every single time!

Getting Started with Autocorrection Text Expansion

Ready to unlock the potential of autocorrection text expansion? Here's how you can get started:

Step 1: Choose a Text Expansion Tool

There are several text expansion tools available, both for desktop and mobile devices. Some popular options include Grammarly, TextExpander, and TypeltForMe. Explore different tools and decide which one suits your needs the best.

Step 2: Create Your Shortcuts

Once you have selected a text expansion tool, it's time to create your shortcuts. Think about the words, phrases, or sentences you frequently use. These can include email addresses, phone numbers, greetings, common responses, or even snippets of code.

For example, you can create shortcuts like "omw" for "On my way!", "brb" for "Be right back", or "addr" for your full address.

Step 3: Customize Your Expansions

While creating shortcuts, ensure they are easy to remember and distinct from regular words. You want to avoid accidental or unwanted expansions. Consider using combinations of letters that you don't frequently use.

You may also customize the expansions by including variables that change depending on the context. For instance, you can create an expansion for inserting the current date or time.

Text Replacement for Improved Efficiency

Apart from autocorrection text expansion, text replacement offers another powerful feature. With text replacement, you can automatically replace certain words or phrases with predefined alternatives. This is particularly useful for correcting common typing errors or misspellings.

For example, if you often mistype "teh" instead of "the", you can set up a text replacement rule to automatically fix the error every time you type it.


Exploring Advanced Usage

Once you have mastered the basics of autocorrection text expansion and text replacement, you can dive into more advanced techniques. Here are a few ideas to consider:

- Creating expansion groups for different contexts (work, personal, coding, etc.)
- Using snippets with placeholders for dynamic text insertion
- Syncing your shortcuts across multiple devices
- Using autocorrection in different languages or for special characters
- Exploring integration options with specific software or tools you use

Autocorrection text expansion and text replacement can significantly enhance your productivity by saving you time and effort. Incorporating these tools into your daily routine will allow you to focus on what matters most without getting bogged down by repetitive typing.

So, start exploring different text expansion tools and unleash the power of creative autocorrection text expansion and text replacement today!



Beginning AutoHotkey Hotstrings: A Practical Guide for Creative AutoCorrection, Text Expansion and Text Replacement (AutoHotkey Tips and Tricks Book 6) by Jack Dunning(Kindle Edition)

★★★★☆ 4.6 out of 5

Language : English

File size : 792 KB
Text-to-Speech : Enabled
Screen Reader : Supported
Enhanced typesetting : Enabled
Print length : 152 pages
Lending : Enabled



(Updated April 16, 2017) Hotstrings are only one piece of the extensive AutoHotkey Windows scripting language, but if you're a writer, editor, programmer, or word processing professional of any type, then you have a reason to use AutoHotkey Hotstrings. Whether you need to AutoCorrect your writing in any Windows application or on any Web site, want to quickly expand abbreviations, or create menus of options for text replacement build lists of business or professional jargon for quick insertion, AutoHotkey does the job. Use AutoHotkey Hotstrings to implement simple, yet powerful text manipulation tools. Plus, the software is free!

The primary focus of AutoHotkey Hotstrings is text replacement and text expansion, although almost anything that can be done with Hotkeys can be done with "action" Hotstrings. The beauty of AutoHotkey Hotstrings is that virtually anyone can learn to use them with little or no programming background. The basic Hotstring script may contain only one line of code standing on its own. The most popular use of Hotstrings is a series of these one-liners making up AutoHotkey text AutoCorrect apps—working in any Windows text editing or input field—whether a word processing program or Web page.

One of the great things about starting your AutoHotkey journey with Hotstrings is that it is some of the easiest scripting that you can do. All you need is a Windows

text editor (Notepad). Then, as you add Hotstrings one line at a time, you become much more comfortable with the process—making it easier to include more advanced features. That's how this book is organized. It begins with the basics of AutoHotkey Hotstrings building on each chapter, concluding with techniques which venture into the intermediate (or even advanced) level in the last chapter.

"Beginning AutoHotkey Hotstrings" offers practical examples and techniques for getting the most out of this unique scripting language. If you're an experienced programmer, then you won't need this book—unless you're just looking for more ideas on how you might use AutoHotkey. The techniques are simple and straightforward while uncovering many of the more subtle possibilities.

"Beginning AutoHotkey Hotstrings" includes:

Chapter One: AutoHotkey Hotstrings for AutoCorrect, Text Insertion, and Text Expansion

Chapter Two: Add AutoCorrect to All Your Windows PC Programs with AutoHotkey

Chapter Three: Beginning Tips for AutoHotkey Hotstring Text Correction and Text Expansion (Hotstring Options * and ?)

Chapter Four: Beginning Tips for AutoHotkey Hotstring Text Correction and Text Expansion (Hotstring Options B0, C and O)

Chapter Five: Adding Action to AutoHotKey HotStrings, Plus a Trick for Creating IF Conditional Hotstring Text Replacements

Chapter Six: A Beginner's Trick for Inserting Next Friday's Date and an Important Tip for Any AutoHotkey User

Chapter Seven: Turning a Simple Date Trick into an Easy AutoHotkey Function

Chapter Eight: Make Your Own Text AutoCorrect Hotstring Pop-up Menus with AutoHotkey

Chapter Nine: How to Turn AutoHotkey Hotstring AutoCorrect Pop-up Menus into a Function

Chapter Ten: Add Currency (and Other) Symbols with AutoHotkey Hotstring Menus

Chapter Eleven: Replacing Overused Words with Pop-up Synonym Menus

Chapter Twelve: More Pop-up Synonym Menu Tips for AutoHotkey Hotstrings

Chapter Thirteen: Instantly Add Dates to Your Documents in Different Formats with Hotstring Menus


Chapter Fourteen: Inserting Future (or Past) Dates and Times with AutoHotkey GUIs and Hotstring Menus

Chapter Fifteen: Inserting Future (or Past) Dates and Times with AutoHotkey GUIs and Hotstring Menus (continued)

Chapter Sixteen: Create Instant Temporary AutoHotkey Hotstrings with the Input Command

Chapter Seventeen: Reduce Code and Increase Power with the AutoHotkey Input Command

These topics include adding menus and pop-up windows to your AutoHotkey Hotstrings, The last two chapters even explore the little known, yet powerful Input command.



The Secrets of Chaplaincy: Unveiling the Pastoral Theology of Inquiry Haworth

Chaplaincy is a field that encompasses deep empathy, understanding, and spirituality. It is a profession where individuals provide spiritual care and support to those in...



Animales Wordbooks: Libros de Palabras para los Amantes de los Animales

Si eres un amante de los animales como yo, entonces seguramente entenderás la fascinación que sentimos hacia estas increíbles criaturas. Ya sea que se trate de majestuosos...



Let's Learn Russian: Unlocking the Mysteries of the Cyrillic Script

Are you ready to embark on a linguistic adventure? Have you ever been curious about the beautiful Russian language? Look no further - this article is your...



The Incredible Adventures of Tap It Tad: Collins Big Cat Phonics For Letters And Sounds

Welcome to the enchanting world of phonics where learning to read becomes a captivating journey! In this article, we will explore the marvelous educational resource,...



Schoolla Escuela Wordbookslibros De Palabras - Unlocking the Power of Words!

Growing up, one of the most significant milestones in a child's life is learning how to read. It opens up a whole new world of possibilities, imagination, and knowledge. A...



15 Exciting Fun Facts About Canada for Curious Kids

Canada, the second-largest country in the world, is famous for its stunning landscapes, diverse wildlife, and friendly people. As children, it's essential to...



What Did He Say? Unraveling the Mystery Behind His Words

Have you ever found yourself struggling to understand what someone really meant when they said something? Communication can often be clouded with ambiguity, leaving us...



A Delicious Journey through Foodla Comida Wordbookslibros De Palabras

Welcome to the world of Foodla Comida Wordbookslibros De Palabras, where colorful illustrations and engaging words come together to create a delightful learning...