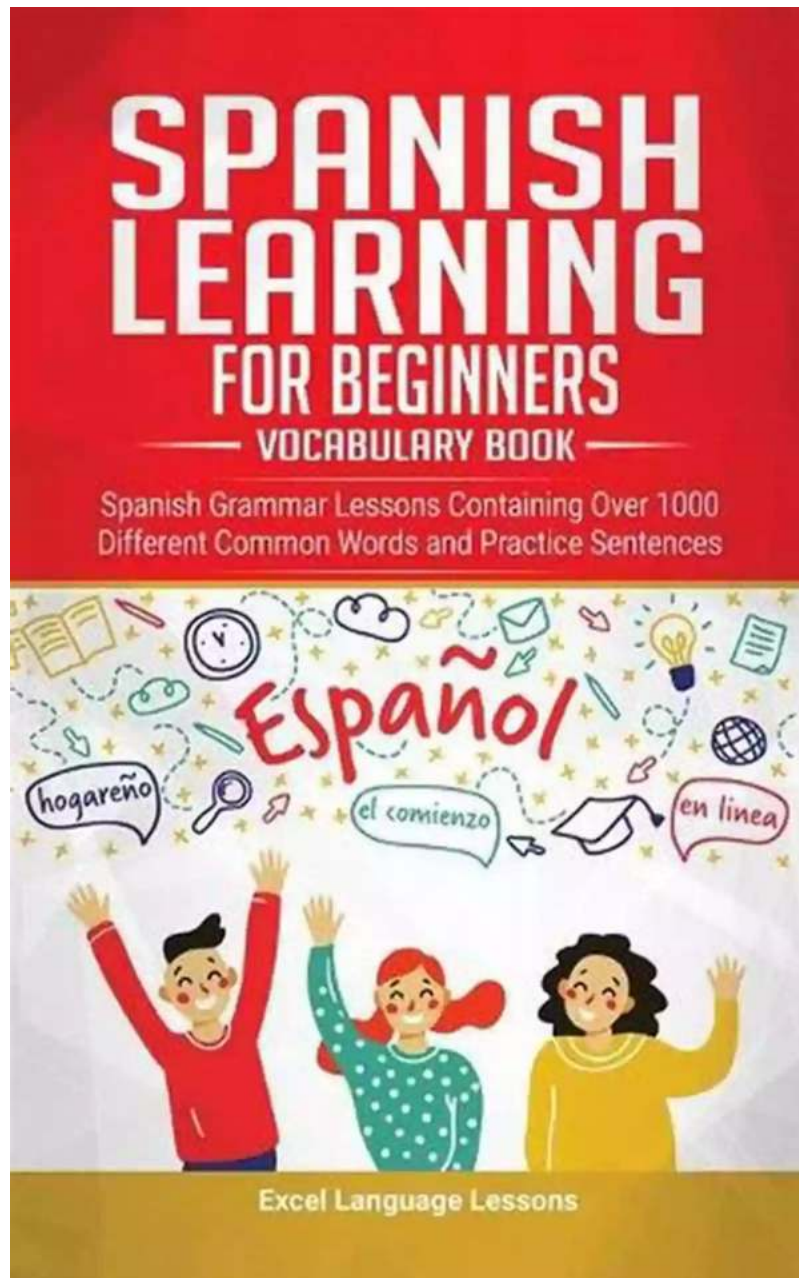


# The Secrets of Simplified Chinese Spanish Grammar Book Explained through the Spanish Stitching Technique



Are you struggling to grasp the complexities of the Spanish language? Do you find it challenging to learn Spanish while using Chinese as your primary

language? Look no further! In this exclusive guide, we unveil the secrets behind a revolutionary technique called "Spanish Stitching" that will enable you to master Spanish in a way you never thought possible!

## What is the Spanish Stitching Technique?

The Spanish Stitching Technique is a groundbreaking language learning methodology that simplifies the process of understanding Spanish by leveraging the structure of the Chinese language. By identifying the similarities and patterns shared between Chinese and Spanish, this technique provides students with a unique approach to language acquisition.



## SPANISH STITCHING TECHNIQUE 1 Simplified Chinese (SPANISH GRAMMAR BOOK)

by Mary Tillworth (Kindle Edition)

★★★★☆ 4.8 out of 5

Language : English

File size : 608 KB

Print length : 145 pages

Lending : Enabled

Screen Reader : Supported



## The Power of Combining Simplified Chinese and Spanish

Chinese and Spanish might seem like vastly different languages at first glance. However, when you dig deeper, you'll discover fascinating parallels that can streamline your learning process.

One aspect where Chinese and Spanish overlap is their grammatical structure. Both languages heavily rely on word order and context to convey meaning.

Recognizing this similarity allows learners to apply their knowledge of Chinese grammar to grasp Spanish grammar more easily.



Additionally, Simplified Chinese characters can also serve as stepping stones for Spanish vocabulary. Many Chinese characters share similar pronunciations or meanings with Spanish words. Expanding your Chinese vocabulary can, therefore, help you grasp Spanish vocabulary more effectively.

# **How to Implement the Spanish Stitching Technique with a Simplified Chinese Spanish Grammar Book**

Now that you understand the power of combining Simplified Chinese and Spanish, let's explore how you can implement the Spanish Stitching Technique through the use of a Simplified Chinese Spanish Grammar Book.

## **1. Choose the Right Book**

Not all language learning books are created equal. To successfully apply the Spanish Stitching Technique, you need a comprehensive resource that caters to Chinese learners specifically.

Look for a Simplified Chinese Spanish Grammar Book that presents Spanish grammar concepts in a way that facilitates connections with your Chinese language skills. This book should provide ample examples and exercises targeting the peculiarities of Chinese-speaking students.

## **2. Focus on Cross-Language Comparisons**

When studying the grammar explanations and examples in the book, pay close attention to the points where Chinese and Spanish grammar align. Look for patterns and similarities in sentence structure, verb conjugation, and word order.

By constantly comparing the two languages, you'll start to develop intuitive understanding and bypass the initial confusion typically experienced by beginners.

## **3. Master Vocabulary with Chinese-Spanish Associations**

Expanding your Chinese vocabulary will substantially aid your Spanish language journey. Take advantage of the overlap between Chinese characters and Spanish words to accelerate your vocabulary acquisition.

Look for specific sections in the grammar book that highlight these associations, providing side-by-side comparisons and explanations. By reinforcing the connections between languages, you'll find yourself memorizing and recalling Spanish words with greater ease.

#### **4. Practice, Practice, Practice**

The Spanish Stitching Technique is not a passive learning method. To reap its benefits fully, you must engage in active practice. Utilize the exercises and practice activities in the grammar book to reinforce your understanding and internalize the language.

Find dedicated language exchange partners or join language learning communities where you can practice speaking and writing Spanish. The more you practice, the stronger your command over the language becomes.

#### **Key Benefits of Using the Spanish Stitching Technique**

Implementing the Spanish Stitching Technique and using a Simplified Chinese Spanish Grammar Book has numerous advantages:

- Accelerated language learning process by leveraging prior knowledge of Chinese.
- Enhanced understanding of Spanish grammar through cross-language comparisons.
- Faster vocabulary acquisition due to Chinese-Spanish associations.
- Improved retention and recall of learned content.
- Development of a solid foundation for further Spanish language studies.

**Start Your Spanish Learning Journey today!**

Learning a new language doesn't have to be daunting, especially when you can harness the connection between two seemingly different languages like Chinese and Spanish. The Spanish Stitching Technique offers a fresh and innovative approach to language learning that will make your journey exciting and productive.

Invest in a Simplified Chinese Spanish Grammar Book today, and unlock the secrets of Spanish grammar through the power of Chinese. Get ready to embark on a transformative language learning adventure that will open up new opportunities and broaden your horizons!



## SPANISH STITCHING TECHNIQUE 1 Simplified Chinese (SPANISH GRAMMAR BOOK)

by Mary Tillworth (Kindle Edition)

★★★★☆ 4.8 out of 5

Language : English

File size : 608 KB

Print length : 145 pages

Lending : Enabled

Screen Reader : Supported




### VERB + A, DE

Eight formulas are created for stitching technique by using prepositions to “stitch” words together and to make it grammatically correct in Spanish. Infinitives are extensively used in the formulas as objects of preposition.


It is not unusual to see different prepositions used with certain conjugated verbs. Looking for one absolute choice is not pragmatic under the circumstances.

However we should still be careful in the selection of the correct choice so that we will not speak Chinese Spanish or English Spanish.



## The Secrets of Chaplaincy: Unveiling the Pastoral Theology of Inquiry Haworth

Chaplaincy is a field that encompasses deep empathy, understanding, and spirituality. It is a profession where individuals provide spiritual care and support to those in...




## Animales Wordbooks: Libros de Palabras para los Amantes de los Animales

Si eres un amante de los animales como yo, entonces seguramente entenderás la fascinación que sentimos hacia estas increíbles criaturas. Ya sea que se trate de majestuosos...



## Let's Learn Russian: Unlocking the Mysteries of the Cyrillic Script

Are you ready to embark on a linguistic adventure? Have you ever been curious about the beautiful Russian language? Look no further - this article is your...



## The Incredible Adventures of Tap It Tad: Collins Big Cat Phonics For Letters And Sounds

Welcome to the enchanting world of phonics where learning to read becomes a captivating journey! In this article, we will explore the marvelous educational resource,...



## Schoolla Escuela Wordbookslibros De Palabras - Unlocking the Power of Words!

Growing up, one of the most significant milestones in a child's life is learning how to read. It opens up a whole new world of possibilities, imagination, and knowledge. A...



## 15 Exciting Fun Facts About Canada for Curious Kids

Canada, the second-largest country in the world, is famous for its stunning landscapes, diverse wildlife, and friendly people. As children, it's essential to...



## What Did He Say? Unraveling the Mystery Behind His Words

Have you ever found yourself struggling to understand what someone really meant when they said something? Communication can often be clouded with ambiguity, leaving us...



## A Delicious Journey through Foodla Comida Wordbookslibros De Palabras

Welcome to the world of Foodla Comida Wordbookslibros De Palabras, where colorful illustrations and engaging words come together to create a delightful learning...