

# The Ultimate Guide to Creating a Stunning Living Room Dining Room Combo

Are you tired of having separate spaces for your living room and dining room? Do you want to create a more open and versatile living space in your home? Look no further! In this comprehensive guide, we will walk you through everything you need to know to create a stunning living room dining room combo.

## Breaking Down the Walls

The first step in creating a living room dining room combo is to break down the walls between the two spaces. This will create a seamless transition between the two areas and make your home feel more open and spacious. If your home is already an open concept design, you can skip this step and move on to the next one.

Consult a professional contractor to determine if the wall you want to remove is load-bearing or not. If it is load-bearing, proper support beams will need to be installed to ensure the structural integrity of your home. Once the wall is removed, you can start planning your new space.



## Let's Learn Italian: Living Room & Dining Room: Italian Picture Book With English Translations and Transcription. Easy Teaching Italian Words for ... Fun and Easy Italian Language For Your Child

by Lisa Rusczyk(Paperback – February 3, 2021)

★★★★★ 5 out of 5

Language : English

File size : 2101 KB

Text-to-Speech: Enabled

Word Wise : Enabled

Print length : 25 pages  
Lending : Enabled  
Paperback : 35 pages  
Item Weight : 4.3 ounces  
Dimensions : 8.5 x 0.09 x 8.5 inches



## Creating a Cohesive Design

Now that you have a combined living room and dining room space, it's time to create a cohesive design that ties the two areas together. One way to achieve this is by using a consistent color palette throughout the space. Choose colors that complement each other and create a harmonious atmosphere.

Consider using furniture and decor pieces that have similar styles and materials. This will help create a sense of unity and flow between the living and dining areas. For example, if you have a modern living room, opt for a dining table and chairs with clean lines and sleek finishes.

## Choosing the Right Furniture

The furniture you choose for your living room dining room combo can make or break the space. Since this is a multi-functional area, it's important to select pieces that are both stylish and practical.

When it comes to seating, consider using a mix of sofas, armchairs, and dining chairs. This will provide ample seating options for both lounging and dining. If space is limited, opt for furniture with built-in storage compartments to maximize functionality.

Choose a dining table that fits the space without overpowering it. Round or oval tables are great options for small areas, as they provide a more intimate setting and allow for better flow of movement. If you have a larger space, a rectangular or square table can be a statement piece.

## **Lighting Matters**

The right lighting can significantly enhance the ambiance of your living room dining room combo. Consider layering different types of lighting to create a warm and inviting atmosphere.

Start with overhead lighting, such as pendant lights or a chandelier, to illuminate the entire space. Add task lighting, such as table lamps or floor lamps, to provide focused light for activities like reading or working. Finally, incorporate accent lighting, such as wall sconces or track lights, to highlight artwork or architectural features.

## **Separating the Areas**

While you have created a combined living room dining room space, you might still want to create a sense of separation between the two areas. This can be achieved through various design techniques.

Using area rugs is a great way to visually separate the living and dining areas. Choose rugs that complement each other but have a distinctive look to define each space. Additionally, arranging furniture in different groupings can create distinct zones within the room.

## **Accessorizing with Style**

The final step in creating a stunning living room dining room combo is accessorizing with style. Incorporate artwork, mirrors, and decorative objects that

reflect your personal taste and add character to the space.

Consider adding a beautiful centerpiece to your dining table, such as a vase of fresh flowers or a stylish candle arrangement. Hang artwork or mirrors on the walls to create visual interest and give the space a polished look.

Now that you have all the tools and knowledge to create a stunning living room dining room combo, it's time to get started. Remember to break down the walls, create a cohesive design, choose the right furniture, consider lighting options, separate the areas with rugs and furniture arrangements, and accessorize with style.

By following these steps, you will transform your living space into a versatile and inviting area that seamlessly combines the functions of a living room and dining room. Get ready to entertain in style and enjoy the benefits of a more open and flexible living space!



## **Let's Learn Italian: Living Room & Dining Room: Italian Picture Book With English Translations and Transcription. Easy Teaching Italian Words for ... Fun and Easy Italian Language For Your Child**

by Lisa Rusczyk(Paperback – February 3, 2021)

★★★★★ 5 out of 5

Language : English

File size : 2101 KB

Text-to-Speech: Enabled

Word Wise : Enabled

Print length : 25 pages

Lending : Enabled

Paperback : 35 pages

Item Weight : 4.3 ounces

Dimensions : 8.5 x 0.09 x 8.5 inches



**A fun and easy way to teach your kids the basics of Italian with this bilingual Italian words book.**

**Best for kids age between 1- 5 years or anyone who wants to learn the Italian letters and new words in a fun way.**

**The transcription was created using the International Phonetic Alphabet (IPA).**

**In this book, you will find the following features:**

- Italian Words
- English translations
- Each word has its own page
- All pages are in color
- Transcription for every word by using IPA
- Page sizes: 8.5" x 8.5" (21,59 cm x 21,59 cm)
- Gloss paper
- Printed on High Quality, Bright White paper

**Do you want to see more product offers or need a different interior format? Just click on our brand "Violetta Rossi" to find the rest of our products!**

**If you want to purchase this topnotch journal, then scroll up; click the Add to Cart button**

**Give your Valuable Reviews after purchase “Let's Learn Italian: Living room & Dining room” to improve the quality of the Journal. Thank You and best regards!**

**Join us, and you definitely find something for Your Child!**

**Let's Learn Italian:**


- 1. Alphabet**
- 2. Alphabet 180 Words**
- 3. Countries**
- 4. Numbers 1 to 100**
- 5. Feelings & Emotions**
- 6. Body Parts**
- 7. Health & Hygiene**
- 8. Animals & Insects**
- 9. World Sport**
- 10. Fruits & Berries**
- 11. Nuts & Vegetables**
- 12. Food & Drinks**
- 13. Music**
- 14. Flowers & Trees**
- 15. Transport**
- 16. Money & Shopping**
- 17. Professions**
- 18. Family, Appearance & Character**

- 19. Things Around Me at School**
- 20. Reptiles & Marine Life**
- 21. Things in the House**
- 22. Things in the Living Room & Dining Room**
- 23. Things in the Bedroom & Bathroom**
- 24. Kitchen & Tableware**
- 25. Days, Months, Seasons & Time**
- 26. Things Around Me at the Airport**
- 27. Colors, Fabrics & Materials**
- 28. Clothes & Accessories**
- 29. Music Nature & Natural**
- 30. Places Around the City**
- 31. Alphabet Coloring Book**
- 32. Space & Constellations**

**And More.....**


Italian fun beginner's guide with I dominate the Italian | Learn Basic Italian words for Children | Learn the Italian Alphabet | Italian Handwriting Practice Workbook for Beginners | Italian Picture Word Book | Commonly Used Italian Words Through Pictures | Children's Language Activity Books | Italian Short Stories For Beginners | Grow Your Italian Vocabulary the Fun Way | Easy Italian Language for Kids | Bilingual (English / Italian) (Inglese / Italiano) | Children's Learning Books | Easy Italian Alphabet | Italian Basic Words | My First Book of Italian Words | Italian ABC | Italian alphabet coloring book | Italian alphabet for kids book

I Italian alphabet for kids | Italian alphabet for kids book | Italian alphabet workbook



## The Secrets of Chaplaincy: Unveiling the Pastoral Theology of Inquiry Haworth

Chaplaincy is a field that encompasses deep empathy, understanding, and spirituality. It is a profession where individuals provide spiritual care and support to those in...




## Animales Wordbooks: Libros de Palabras para los Amantes de los Animales

Si eres un amante de los animales como yo, entonces seguramente entenderás la fascinación que sentimos hacia estas increíbles criaturas. Ya sea que se trate de majestuosos...



## Let's Learn Russian: Unlocking the Mysteries of the Cyrillic Script

Are you ready to embark on a linguistic adventure? Have you ever been curious about the beautiful Russian language? Look no further - this article is your...



## The Incredible Adventures of Tap It Tad: Collins Big Cat Phonics For Letters And Sounds

Welcome to the enchanting world of phonics where learning to read becomes a captivating journey! In this article, we will explore the marvelous educational resource,...





## Schoola Escuela Wordbookslibros De Palabras - Unlocking the Power of Words!

Growing up, one of the most significant milestones in a child's life is learning how to read. It opens up a whole new world of possibilities, imagination, and knowledge. A...



## 15 Exciting Fun Facts About Canada for Curious Kids

Canada, the second-largest country in the world, is famous for its stunning landscapes, diverse wildlife, and friendly people. As children, it's essential to...



## What Did He Say? Unraveling the Mystery Behind His Words

Have you ever found yourself struggling to understand what someone really meant when they said something? Communication can often be clouded with ambiguity, leaving us...



## A Delicious Journey through Foodla Comida Wordbookslibros De Palabras

Welcome to the world of Foodla Comida Wordbookslibros De Palabras, where colorful illustrations and engaging words come together to create a delightful learning...