



# Unlocking Language Skills: 30 Fun and Engaging Words for Toddlers

When it comes to helping our little ones develop their language skills, finding the right words can make all the difference. With toddlers being at a crucial stage in their language acquisition journey, it's important to introduce them to new and exciting words that they can incorporate into their expanding vocabularies. In this article, we'll explore 30 engaging words that start with each letter of the alphabet, providing a fun and educational environment for our kids at home.

## **A is for Apple: Exploring the World of Fruits**

Introduce your toddler to the world of fruits by starting with the letter A. Apples are not only a common fruit but also a great way to engage your child's senses. Encourage them to touch, smell, and taste the apple while repeating the word aloud. This multisensory learning experience will help your toddler make connections between the word, the object, and their own experiences.



**Words compilation: Books for toddlers, words starting with M, kids books ages 2-4, baby books, fun home book, childrens books**

by 7 lucky(Kindle Edition)

★★★★★ 5 out of 5

Language : English

File size : 2919 KB

Print length: 40 pages


### **B is for Ball: Fun and Physical Activity**

Physical activity is essential for a toddler's growth and development. The word "ball" represents a versatile object that toddlers can engage with in various ways. Whether it's rolling, throwing, or kicking, playing with a ball encourages movement and coordination. Use this word to introduce simple games like catch or soccer, creating an interactive and energetic learning environment for your little one.



### **C is for Cat: Exploring Animals**

Cats are fascinating creatures that toddlers can easily relate to. The word "cat" introduces them to the animal kingdom and teaches them about pets and their behaviors. You can show pictures or videos of cats, imitate their sounds, or even read simple stories about cats. By incorporating this word into their vocabulary, your toddler will be one step closer to grasping the concept of categorization and expanding their knowledge of the animal world.



## **D is for Duck: Discovering Nature**

Introduce your toddler to the wonders of nature by exploring words related to animals. Ducks, with their vibrant colors and amusing quacking sounds, make for great learning companions. Take your toddler to a nearby pond or park where they can encounter real ducks. Engage them in conversations about ducks, their



habitats, and their features. By incorporating the word "duck" into their vocabulary, your toddler will start to appreciate the beauty of nature and develop an understanding of the diverse species that inhabit our planet.



### **E is for Elephant: Embarking on an Adventure**

Elephants symbolize strength, intelligence, and resilience. This fascinating animal can be a source of inspiration for your toddler's imagination. Read stories or show pictures of elephants to spark their curiosity. Engage them in conversations about elephants' physical characteristics, behavior, and habitat. As your toddler learns and uses the word "elephant," they will not only expand their vocabulary but also embark on an exciting adventure through the wild.



## **F is for Fish: Exploring the Endless Depths**

Fish come in a dazzling array of colors and shapes, making them captivating subjects for toddlers. Introduce your child to the word "fish" to help them explore the fascinating world hidden beneath the water's surface. Show them pictures or videos of different fish species and teach them about their habitats, sizes, and unique features. This will not only enrich your toddler's vocabulary but also instill a sense of wonder and appreciation for the diversity of life on our planet.



## **G is for Guitar: Nurturing Musical Talents**

Introducing your toddler to musical instruments can cultivate a love for music from an early age. The word "guitar" represents a versatile instrument that offers endless opportunities for creativity. Encourage your little one to strum the guitar strings using a toy guitar or introduce them to simple melodies. Sing along with their creations, allowing the word "guitar" to become associated with the joy of music-making in their minds.



## **H is for Heart: Embracing Emotions**

The word "heart" goes beyond its physical meaning. It represents emotions, love, and compassion. Teach your toddler the concept of emotions by talking about feelings and using objects associated with emotions. Make heart-shaped crafts, read stories about love and friendship, and always express your love for them. By



connecting the word "heart" to emotions, your child will develop a deeper understanding of their own feelings and those of others.



### **I is for Ice Cream: Savoring Sweet Treats**

Indulging in a delicious treat can be a delightful experience for toddlers. The word "ice cream" not only introduces them to a scrumptious dessert but also provides an opportunity to explore flavors, textures, and colors. Take your child to an ice

cream parlor and let them select their favorite flavor while repeating the word "ice cream." By associating positive experiences with this word, your toddler's language skills will continue to flourish.



## **J is for Jellyfish: Diving into the Ocean**

Jellyfish, with their ethereal appearance, are mesmerizing creatures living in the depths of the ocean. Introduce your child to the word "jellyfish" and take them on

an imaginary journey beneath the waves. Show them pictures or videos of jellyfish and discuss their unique characteristics. This word will not only introduce them to diverse marine life but also stimulate their imagination and curiosity about the mysterious ocean world.



### **K is for Kangaroo: Hopping into the Animal Kingdom**

Kangaroos are fascinating animals known for their outstanding jumping abilities. The word "kangaroo" is not only a fun word to say but also introduces your toddler to different animal species. Teach them about kangaroos' habitats, unique features, and the concept of marsupials. Watch videos or read books about kangaroos together, encouraging their curiosity and love for animals.



## **L is for Lion: Roaring into the Wilderness**

Lions, the kings of the animal kingdom, fascinate toddlers with their majestic appearance and powerful roars. The word "lion" offers an excellent opportunity to introduce your little one to the world of wild animals. Show them pictures or videos of lions in the wild and discuss their unique characteristics. Your toddler will not only enhance their vocabulary but also develop a sense of awe and respect for the wonders of nature.





## **M is for Monkey: Swinging into Adventure**

Monkeys are playful creatures that captivate toddlers with their mischievous behavior. The word "monkey" opens the door to learning about primates and their habitats. Read books or show pictures of monkeys, imitate their sounds, and discuss their physical characteristics and playful nature. Your child will not only learn a new word but also develop an appreciation for these fascinating creatures.



## **N is for Numbers: Engaging with Mathematics**

Introduce your toddler to the world of numbers by incorporating the word "numbers" into their vocabulary. Display number charts, counting toys, or hands-on activities to help them grasp the concept of counting and basic mathematics. Engaging with numbers at an early age will set a solid foundation for their future mathematical skills.



NAME \_\_\_\_\_ DATE \_\_\_\_\_

### DESCENDING ORDER

Write the smallest and greatest numbers in each set and also arrange them descending order



	Greatest	Smallest	Descending Order
4, 0, 1, 8	<input type="text"/>	<input type="text"/>	<input type="text"/> <input type="text"/> <input type="text"/> <input type="text"/>
2, 9, 4, 5	<input type="text"/>	<input type="text"/>	<input type="text"/> <input type="text"/> <input type="text"/> <input type="text"/>
3, 8, 7, 1	<input type="text"/>	<input type="text"/>	<input type="text"/> <input type="text"/> <input type="text"/> <input type="text"/>
1, 6, 7, 2	<input type="text"/>	<input type="text"/>	<input type="text"/> <input type="text"/> <input type="text"/> <input type="text"/>
2, 0, 6, 3	<input type="text"/>	<input type="text"/>	<input type="text"/> <input type="text"/> <input type="text"/> <input type="text"/>
3, 7, 2, 0	<input type="text"/>	<input type="text"/>	<input type="text"/> <input type="text"/> <input type="text"/> <input type="text"/>
1, 3, 5, 4	<input type="text"/>	<input type="text"/>	<input type="text"/> <input type="text"/> <input type="text"/> <input type="text"/>

## O is for Owl: Exploring Nocturnal Animals

Owls, with their wise eyes and nocturnal habits, are captivating creatures to learn about. The word "owl" provides an excellent opportunity to introduce your toddler to the wonders of the animal kingdom after dark. Show them pictures or videos of different owl species and discuss their amazing adaptations. By incorporating this

word into their vocabulary, your child will not only expand their knowledge but also develop an appreciation for the diversity of life forms.



## **P is for Panda: Discovering World Wildlife**

Pandas, with their adorable black and white fur, are beloved creatures found in the mountainous regions of China. The word "panda" introduces your toddler to the world of exotic animals. Show them pictures or videos of pandas playing,



eating bamboo, or simply being their cuddly selves. Discuss their habitats, diet, and conservation efforts to instill empathy and awareness for endangered species.



## **Q is for Queen: Exploring Historical Figures**

The word "queen" represents historical figures who have played influential roles in shaping the world. Introduce your toddler to famous queens throughout history,

such as Queen Elizabeth I or Queen Nefertiti. Show them pictures or read simplified stories about these remarkable women, encouraging discussions and inspiring their young minds with tales of courage, leadership, and resilience.




## **R is for Rainbow: Embracing Colors**

Rainbows are a source of wonder and fascination for toddlers, showcasing a beautiful spectrum of colors. The word "rainbow" provides an opportunity to explore different colors and their combinations. Engage your child in color-recognition activities, such as identifying objects of a specific color or creating artwork using various hues. By incorporating this word into their vocabulary, your toddler will develop an appreciation for the beauty of colors.



## **S is for Sun: Unveiling the Wonders of Space**

The sun, with its warmth and light, is a fascinating celestial object to explore with your toddler. The word "sun" introduces them to the wonders of space and astronomy. Discuss the sun's role in our solar system, day and night cycles, and the importance of sunlight to our planet. Find books or documentaries about space that are suitable for their age, nurturing their curiosity about the vast universe.



## **T is for Tree: Nurturing Love for Nature**

Trees, with their towering presence and life-giving properties, are vital for our planet. The word "tree" connects your toddler to the natural world that surrounds them. Take walks in the park or forest to observe different types of trees and explain their importance in providing oxygen, shade, and habitats for various



organisms. By associating the word "tree" with nature, your child will develop a deeper bond with the environment.



## **U is for Umbrella: Exploring Everyday Objects**

The word "umbrella" introduces your toddler to a common everyday object that they may encounter during rainy days. Teach them the word "umbrella" and its purpose in keeping us dry. Show them how to hold an umbrella and how it opens

and closes. Encourage their imagination by discussing the shapes, colors, and patterns that umbrellas can have.



### **V is for Vegetable: Exploring Healthy Eating**

Introduce your toddler to the word "vegetable" to promote healthy eating habits from an early age. Show them a variety of vegetables and discuss their colors, shapes, and nutritional benefits. Prepare dishes together using vegetables, allowing your little one to appreciate the goodness of these natural wonders. By incorporating this word into their vocabulary, you'll be nurturing their understanding of the importance of a balanced diet.



## **W is for Whale: Diving into Marine Life**

Whales, with their enormous size and awe-inspiring presence, fascinate both children and adults. The word "whale" introduces your toddler to the mysteries of the ocean and the magnificent creatures that call it home. Show them pictures or videos of different whale species and discuss their migration patterns, unique characteristics, and conservation efforts. Encourage their curiosity about marine life and instill a sense of responsibility towards protecting our oceans.





## **X is for X-ray: Unveiling the Invisible**

The word "x-ray" introduces your toddler to the concept of seeing what lies beneath the surface. While the actual technology may be too complex for them to understand, you can use this word to explain how doctors take x-ray images to see bones and provide medical care. Show them x-ray pictures or drawings and



discuss how this technology helps us in different situations, turning the invisible visible.



### **Y is for Yogurt: Promoting Healthy Choices**

The word "yogurt" introduces your toddler to a nutritious and tasty food option. Teach them about the benefits of yogurt, such as its role in supporting digestion and providing essential nutrients. Discuss different flavors and ways to enjoy

yogurt, such as adding fruits or granola. By associating this word with healthy choices, you'll help your child develop good eating habits from an early age.



## **Z is for Zebra: Discovering Animal Patterns**


Zebras, with their striking black and white stripes, are captivating creatures for toddlers to learn about. The word "zebra" introduces them to the animal kingdom and the concept of patterns. Show them pictures or videos of zebras and discuss

their unique characteristics. Engage them in activities where they can create their own zebra patterns using art materials. This word will not only add to their vocabulary but also nurture their appreciation for patterns in nature.



### **: Unlocking Language Skills one Word at a Time**

By introducing toddlers to engaging words related to various aspects of life, we can stimulate their curiosity, enhance their communication skills, and create a fun learning environment at home. Through this alphabet-themed exploration, we have delved into the world of fruits, animals, nature, music, emotions, numbers, historical figures, colors, space, and much more. Let us continue to unlock the language skills of our toddlers by fostering their love for words and knowledge as they embark on an exciting journey of discovery.



## Words compilation: Books for toddlers, words starting with M, kids books ages 2-4, baby books, fun home book, childrens books

by 7 lucky(Kindle Edition)

★★★★★ 5 out of 5


Language : English

File size : 2919 KB

Print length: 40 pages




This early learning book is geared to kids, toddlers, and preschool for brings words and images together, making it enjoyable and easy for kids to improve their vocabulary about a picture select for Increase the imagination with kids.



## The Secrets of Chaplaincy: Unveiling the Pastoral Theology of Inquiry Haworth

Chaplaincy is a field that encompasses deep empathy, understanding, and spirituality. It is a profession where individuals provide spiritual care and support to those in...



## Animales Wordbooks: Libros de Palabras para los Amantes de los Animales

Si eres un amante de los animales como yo, entonces seguramente entenderás la fascinación que sentimos hacia estas increíbles criaturas. Ya sea que se trate de majestuosos...






## Let's Learn Russian: Unlocking the Mysteries of the Cyrillic Script

Are you ready to embark on a linguistic adventure? Have you ever been curious about the beautiful Russian language? Look no further - this article is your...



## The Incredible Adventures of Tap It Tad: Collins Big Cat Phonics For Letters And Sounds

Welcome to the enchanting world of phonics where learning to read becomes a captivating journey! In this article, we will explore the marvelous educational resource,...



## Schoolla Escuela Wordbookslibros De Palabras - Unlocking the Power of Words!

Growing up, one of the most significant milestones in a child's life is learning how to read. It opens up a whole new world of possibilities, imagination, and knowledge. A...



## 15 Exciting Fun Facts About Canada for Curious Kids

Canada, the second-largest country in the world, is famous for its stunning landscapes, diverse wildlife, and friendly people. As children, it's essential to...



## What Did He Say? Unraveling the Mystery Behind His Words

Have you ever found yourself struggling to understand what someone really meant when they said something? Communication can often be clouded with ambiguity, leaving us...



## A Delicious Journey through Foodla Comida Wordbookslibros De Palabras

Welcome to the world of Foodla Comida Wordbookslibros De Palabras, where colorful illustrations and engaging words come together to create a delightful learning...