

Your Emergency Essentials Guide For Hurricane Preparedness And Tornado Safety


6

HURRICANE SURVIVAL GUIDE

Local
10
WPLG

Supply Kit Checklist

<p>Water</p> <ul style="list-style-type: none"> <input type="checkbox"/> One gallon of drinking water per person per day for 14 days <input type="checkbox"/> One gallon of water for each person per day for cooking and personal hygiene <input type="checkbox"/> Don't forget water for your pets 	<ul style="list-style-type: none"> <input type="checkbox"/> Flashlights with extra batteries or hand-crank flashlights <input type="checkbox"/> Battery or solar powered lanterns <input type="checkbox"/> Battery Powered NOAA Weather radio with extra batteries or hand-crank radio <input type="checkbox"/> Car charger for mobile phone <input type="checkbox"/> Battery operated digital TV with car charger adapter <input type="checkbox"/> Grill with extra propane, charcoal, or sterno (Outdoor Use Only) <input type="checkbox"/> Matches in waterproof container or butane starter for grill <input type="checkbox"/> Paper plates/bowls/cups, plastic eating utensils, napkins, paper towels, moist towelettes <input type="checkbox"/> Manual can opener and bottle opener <input type="checkbox"/> Cleaning supplies <input type="checkbox"/> Non-scented liquid household chlorine bleach or water purification tablets <input type="checkbox"/> Work gloves <input type="checkbox"/> Duct tape <input type="checkbox"/> Heavy-duty outdoor extension cords <input type="checkbox"/> Waterproof tarps <input type="checkbox"/> Plastic sheeting <input type="checkbox"/> Rope <input type="checkbox"/> Basic tool kit <input type="checkbox"/> Corded phone <input type="checkbox"/> Smoke detectors <input type="checkbox"/> Carbon-monoxide detectors 	<ul style="list-style-type: none"> <input type="checkbox"/> Two-way radio if power, terrestrial telephone and cell towers fail <input type="checkbox"/> Fire extinguisher <input type="checkbox"/> Waterproof container or re-sealable plastic bag to store important papers like insurance, medical, bank, or Social Security documents/numbers <p>Health Essentials</p> <ul style="list-style-type: none"> <input type="checkbox"/> First Aid Kit <input type="checkbox"/> Two weeks supply of prescription drugs <input type="checkbox"/> Two weeks supply of vitamins <input type="checkbox"/> Over the counter pain reliever <input type="checkbox"/> Antibacterial hand soap <input type="checkbox"/> Toilet paper <input type="checkbox"/> Plastic garbage bags <input type="checkbox"/> Mosquito repellent <input type="checkbox"/> Sunscreen <input type="checkbox"/> Toiletries/Hygiene items <p>For Your Pet</p> <ul style="list-style-type: none"> <input type="checkbox"/> Non-perishable food <input type="checkbox"/> Water <input type="checkbox"/> Medications <input type="checkbox"/> Documentation, license
<p>Ice</p> <ul style="list-style-type: none"> <input type="checkbox"/> Freeze water in zip-type freezer bags and two-liter soda jugs <input type="checkbox"/> Fill coolers with ice. Ice can be used to preserve food once the power goes out 	<p>Food</p> <ul style="list-style-type: none"> <input type="checkbox"/> Non-perishable packaged or canned food to last 14 days <input type="checkbox"/> Ready-to-eat canned meats, fruits and vegetables <input type="checkbox"/> Canned or boxed juice <input type="checkbox"/> Canned or boxed milk <input type="checkbox"/> Cereal <input type="checkbox"/> Soup <input type="checkbox"/> Peanut butter and jelly, granola bars, trail mix <input type="checkbox"/> Powdered coffee or tea <input type="checkbox"/> Bread, crackers and cookies <input type="checkbox"/> Raw Vegetables <input type="checkbox"/> Fresh fruit <input type="checkbox"/> Special Food for babies and the elderly 	<p>For The Home</p> <ul style="list-style-type: none"> <input type="checkbox"/> Cooler for ice and food storage




In the face of natural disasters like hurricanes and tornadoes, being prepared can make all the difference. This comprehensive guide will equip you with the necessary emergency essentials to ensure your safety and well-being during these turbulent times. Whether you live in a hurricane-prone area or tornado

alley, it is essential to be prepared ahead of time. Read on to discover the emergency essentials you need to weather any storm.

1. Emergency Survival Kit

Creating an emergency survival kit is the first step towards hurricane preparedness and tornado safety. This kit should include non-perishable food items, bottled water, a first aid kit, flashlights, batteries, a hand-crank or battery-powered radio, essential medications, a multi-tool, emergency blankets, extra clothes, and a whistle. Store your kit in a waterproof and easily accessible container.



How to Prepare for a Hurricane or Tornado: Your Emergency Essentials Guide for Hurricane Preparedness and Tornado Safety Planning

by Kim Michaels (Kindle Edition)

★★★★☆ 4.1 out of 5

Language : English

File size : 815 KB

Text-to-Speech : Enabled

Screen Reader : Supported

Enhanced typesetting : Enabled

Word Wise : Enabled

Print length : 23 pages

Lending : Enabled



2. Communication Devices

In times of emergency, communication is crucial. Ensure you have fully charged mobile phones, power banks, and spare batteries. Additionally, consider investing in a hand-crank or solar-powered phone charger for situations where electricity is

scarce. Having a battery-powered radio will also help you stay informed about the latest updates and weather forecasts.

3. Secure Your Home

Protecting your home is of utmost importance during hurricanes and tornadoes. Reinforce windows with storm shutters or plywood, and install impact-resistant windows if possible. Secure outdoor furniture, grills, and other loose items that can become projectiles during strong winds. It is also important to trim trees and shrubs near your home to minimize potential damage.

4. Evacuation Plan

In certain situations, evacuating your home may be necessary for your safety. Have a well-defined evacuation plan in place, including designated meeting points and routes to evacuation centers or shelters. Keep in mind that some shelters may not allow pets, so make arrangements for them in advance. Always follow any evacuation orders issued by local authorities.

5. Emergency Documents and Cash

Keep important documents such as identification papers, insurance policies, and medical records in a waterproof and portable folder. It is also recommended to keep some cash on hand as ATMs may not be operational during and after a disaster. Remember to include extra cash for unexpected expenses.

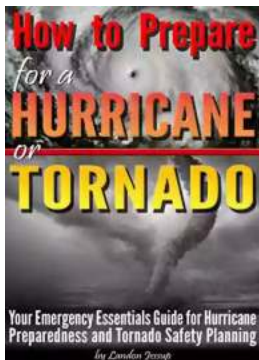
6. Food and Water Supply

Stock up on non-perishable food items that can sustain you and your family for at least three to seven days. Canned goods, energy bars, and dried fruits are good options. Don't forget to have a manual can opener available. Store enough bottled water (one gallon per person per day) to last the recommended period. Keep in mind that water may be scarce during emergencies.

7. Emergency Contacts

Compile a list of emergency contact numbers, including family members, neighbors, local authorities, and utility companies. Keep a printed copy in your emergency kit and save the numbers in your mobile phone. This will ensure that you have access to the support and assistance you may need in critical situations.

Hopefully, you now feel better equipped to handle hurricanes and tornadoes with the help of this comprehensive emergency essentials guide. Remember, early preparation and planning are key to ensuring the safety and well-being of yourself and your loved ones. Stay informed, stay vigilant, and stay safe during any potential disaster.



How to Prepare for a Hurricane or Tornado: Your Emergency Essentials Guide for Hurricane Preparedness and Tornado Safety Planning

by Kim Michaels (Kindle Edition)

★★★★☆ 4.1 out of 5

Language : English

File size : 815 KB

Text-to-Speech : Enabled

Screen Reader : Supported

Enhanced typesetting : Enabled

Word Wise : Enabled

Print length : 23 pages

Lending : Enabled



If you want to be sure you're properly prepared for the next big hurricane or tornado, then this book is for you!

Today only, get this incredibly useful guide for only \$2.99. Regularly priced at \$4.99. Read on your PC, Mac, smart phone, tablet or Kindle device.

We live in a very beautiful world, complete with lush forests, sparkling rivers, majestic animals and bold mountains. But in all this beauty is Mother Nature's ugly side. Storm preparedness is crucial, especially for the two natural disasters that cause the most damage in the US: tropical storms and tornados. Tornados frequently ravage through the Midwest, causing billions of damages every year, but they can happen just about anywhere. Being prepared takes into account a lot of factors, and unfortunately a lot of people don't conform or just don't care, believing that it won't happen to them. But storm preparedness is not difficult, and it will ensure that loss of life and property is minimized. The fact that you're reading this shows that you are concerned about storm preparedness, as you should be. Let's now get started discussing the various ways in which one can be properly prepared for the next big storm.

Here Is A Preview Of What You'll Learn...

- Stocking Up On Basic Items and Emergency Supplies
- Review (and Adjust) Your Insurance Coverage
- Battening Down
- Creating an Evacuation Plan
- Staying Updated
- Much, much more!

Download your copy today!


Tags: tornado preparation, emergency preparedness, survival kits, tornado shelters, tornado shelter, hurricane preparedness, tornado safety, emergency

essentials, how to prepare for a hurricane, how to prepare for a tornado, tornado safety tips, tornado preparedness



The Secrets of Chaplaincy: Unveiling the Pastoral Theology of Inquiry Haworth

Chaplaincy is a field that encompasses deep empathy, understanding, and spirituality. It is a profession where individuals provide spiritual care and support to those in...




Animales Wordbooks: Libros de Palabras para los Amantes de los Animales

Si eres un amante de los animales como yo, entonces seguramente entenderás la fascinación que sentimos hacia estas increíbles criaturas. Ya sea que se trate de majestuosos...



Let's Learn Russian: Unlocking the Mysteries of the Cyrillic Script

Are you ready to embark on a linguistic adventure? Have you ever been curious about the beautiful Russian language? Look no further - this article is your...



The Incredible Adventures of Tap It Tad: Collins Big Cat Phonics For Letters And Sounds

Welcome to the enchanting world of phonics where learning to read becomes a captivating journey! In this article, we will explore the marvelous educational resource,...



Schoolla Escuela Wordbookslibros De Palabras - Unlocking the Power of Words!

Growing up, one of the most significant milestones in a child's life is learning how to read. It opens up a whole new world of possibilities, imagination, and knowledge. A...



15 Exciting Fun Facts About Canada for Curious Kids

Canada, the second-largest country in the world, is famous for its stunning landscapes, diverse wildlife, and friendly people. As children, it's essential to...



What Did He Say? Unraveling the Mystery Behind His Words

Have you ever found yourself struggling to understand what someone really meant when they said something? Communication can often be clouded with ambiguity, leaving us...



A Delicious Journey through Foodla Comida Wordbookslibros De Palabras

Welcome to the world of Foodla Comida Wordbookslibros De Palabras, where colorful illustrations and engaging words come together to create a delightful learning...