

# Your Mail Server in 30 Minutes USD: A Comprehensive Guide to Setting Up and Managing Your Own Mail Server

Are you tired of relying on third-party email providers for your business or personal communications? Do you want a more secure and customizable solution that you can fully control? Look no further than setting up your own mail server! In this step-by-step guide, we will walk you through the process of building and managing your very own mail server in just 30 minutes, all for a budget-friendly price.

## Why Set Up Your Own Mail Server?

Before delving into the technical details, let's first explore why you should consider setting up your own mail server. Here are some compelling reasons:

### 1. Full Control over Your Data

By hosting your own mail server, you retain complete ownership and control over your emails and data. You won't have to worry about your provider mining your data for advertising purposes or any potential privacy breaches.



## Your mail server in 30 minutes & USD 5: Send Unlimited emails free from your own mail server

by Manish Chandra(Kindle Edition)

★★★★☆ 4 out of 5

Language	: English
File size	: 10792 KB
Text-to-Speech	: Enabled
Screen Reader	: Supported
Enhanced typesetting	: Enabled
Print length	: 98 pages

Lending

: Enabled



## 2. Enhanced Security

With a self-hosted mail server, you can implement robust security measures tailored to your specific needs. You can encrypt your emails, set up advanced spam filters, and protect against unauthorized access.

## 3. Customization and Branding

Having your own mail server allows you to personalize your email addresses, giving your communication a professional touch. You can create custom email domains that align with your brand or business, promoting a cohesive identity.

## 4. Cost-Efficiency

While there are upfront costs associated with setting up your own mail server, in the long run, it can be more cost-effective compared to paying recurring fees to third-party providers. Furthermore, you have the flexibility to scale resources as per your requirements.

## The 30-Minute Setup: Step-by-Step Guide

Setting up a mail server might sound complex, but fear not! We've broken down the process into simple steps that can be accomplished within 30 minutes. Let's dive in:

### Step 1: Choose the Right Server

When it comes to selecting the server hardware for your mail server, you have a few options. You can either repurpose an old computer or invest in a dedicated

server or a virtual private server (VPS). Ensure that the chosen server meets the recommended hardware requirements for running a mail server smoothly.

## **Step 2: Install an Operating System**

For a robust mail server setup, opt for a Linux distribution such as Ubuntu, CentOS, or Debian. These operating systems offer excellent stability, security, and compatibility with popular mail server software.

## **Step 3: Choose a Mail Server Software**

There are several mail server software options available, each with its own strengths and features. Consider your specific requirements and choose software like Postfix, Exim, or Sendmail, known for their reliability and ease of configuration.

## **Step 4: Configure DNS Settings**

To ensure your mail server is reachable, you need to configure the Domain Name System (DNS) settings appropriately. Set up the necessary MX, A, and PTR records in your DNS provider's control panel to point to your mail server's IP address.

## **Step 5: Enable SSL/TLS Encryption**

Encrypting your email communication is crucial for maintaining privacy and security. Install and configure a valid SSL/TLS certificate on your mail server to encrypt all incoming and outgoing emails.

## **Step 6: Set Up User Accounts and Mailboxes**

Now it's time to create user accounts and mailboxes for yourself and your team. Each person should have a unique email address associated with your domain

name. You can either set up individual accounts or create distribution groups, based on your needs.

## **Step 7: Implement Spam Filtering**

Spam can flood your inbox and pose security risks. Implement robust spam filtering mechanisms like SpamAssassin, ClamAV, or Rspamd to automatically identify and filter out spam emails, ensuring a clean inbox for legitimate messages.

## **Step 8: Configure Backup and Recovery**

Accidental data loss can be catastrophic. Plan for regular backups of your mail server data to prevent any irrevocable loss of emails. Set up an automated backup system using tools like rsync or backup software.

## **Step 9: Test and Monitor Your Mail Server**

Before going live with your mail server, thoroughly test its functionality. Send test emails, check spam filters, and ensure proper delivery. Monitor your server's performance, keeping an eye out for any abnormalities or issues that may arise.

## **Managing Your Mail Server**

Setting up a mail server is just the beginning; effectively managing it is equally important. Here are some essential tips for smooth server management:

### **Regular Updates and Patches**

Stay up to date with the latest software updates and security patches. Regularly check for updates and apply them promptly to ensure your mail server remains secure.

### **Monitoring and Logging**

Keep a close eye on server logs and monitor resource usage, network traffic, and email flow. Proactively identify any performance bottlenecks or suspicious activities to maintain an optimal and secure mail server environment.

## **User Account Management**

Regularly review and manage user accounts and mailboxes. Remove inactive accounts, update passwords periodically, and ensure proper access controls are in place to minimize security risks.

## **Spam and Virus Control**

Continuously refine and enhance your spam and virus filtering mechanisms. Fine-tune the filter rules, update antivirus databases, and consider integrating additional security layers for enhanced protection.

## **Disaster Recovery Planning**

Prepare and document a comprehensive disaster recovery plan to safeguard your email data. In the event of a hardware failure or data loss, ensure you have proper backups and recovery processes in place to minimize downtime and data loss.

Setting up and managing your own mail server might seem like a daunting task, but armed with the right knowledge and guidance, you can achieve it within 30 minutes and on a budget. Remember the importance of full control over your data, enhanced security, customization options, and long-term cost-efficiency.

So, bid farewell to reliance on third-party providers and take the plunge into the world of self-hosted mail servers. Embrace the freedom, security, and flexibility that managing your own mail server brings!



## Your mail server in 30 minutes & USD 5: Send Unlimited emails free from your own mail server

by Manish Chandra(Kindle Edition)


★★★★☆ 4 out of 5

Language : English  
File size : 10792 KB  
Text-to-Speech : Enabled  
Screen Reader : Supported  
Enhanced typesetting : Enabled  
Print length : 98 pages  
Lending : Enabled




Mail service provider charges USD 100 to USD 200 for sending just few thousands emails. So if you have a small or large business, or if you are planning to start business and you want to save budget for other marketing efforts than this book is perfect for you. This book is also perfect for anyone who just wants to learn and build their own mail server (Something like Gmail). You will learn how to build your own mail server with Mail-in-a-Box without spending huge amounts. You can use your mail server to send newsletters, bulk email or you can use your mail server to manage your office work. You will have total control over your mail server without needing to pay anyone for the service. You can manage mail servers, accounts from web browser itself. This book is detailed collection of steps needed to build mail server. Unlike others it also includes troubleshooting steps for errors that you may face while building your own mail server. You can do it all alone without needing help from any one by just following the instructions in this book. So why to pay 100's of dollars to send send few thousands emails. Get your own mail server running on cloud now in just 30 minutes and send as many emails as you want. Mail server technology is in public domain. You do not need to buy it. You just need to know how to implement it. This book will teach you how

to implement it quickly. You will learn how to install your mail server in cloud, how to configure your mail server, how to manage account and cloud storage of your mail server in your browser in the easiest possible way.



## The Secrets of Chaplaincy: Unveiling the Pastoral Theology of Inquiry Haworth

Chaplaincy is a field that encompasses deep empathy, understanding, and spirituality. It is a profession where individuals provide spiritual care and support to those in...




## Animales Wordbooks: Libros de Palabras para los Amantes de los Animales

Si eres un amante de los animales como yo, entonces seguramente entenderás la fascinación que sentimos hacia estas increíbles criaturas. Ya sea que se trate de majestuosos...



## Let's Learn Russian: Unlocking the Mysteries of the Cyrillic Script

Are you ready to embark on a linguistic adventure? Have you ever been curious about the beautiful Russian language? Look no further - this article is your...



## The Incredible Adventures of Tap It Tad: Collins Big Cat Phonics For Letters And Sounds

Welcome to the enchanting world of phonics where learning to read becomes a captivating journey! In this article, we will explore the

marvelous educational resource,...



## Schoolla Escuela Wordbookslibros De Palabras - Unlocking the Power of Words!

Growing up, one of the most significant milestones in a child's life is learning how to read. It opens up a whole new world of possibilities, imagination, and knowledge. A...



## 15 Exciting Fun Facts About Canada for Curious Kids

Canada, the second-largest country in the world, is famous for its stunning landscapes, diverse wildlife, and friendly people. As children, it's essential to...



## What Did He Say? Unraveling the Mystery Behind His Words

Have you ever found yourself struggling to understand what someone really meant when they said something? Communication can often be clouded with ambiguity, leaving us...



## A Delicious Journey through Foodla Comida Wordbookslibros De Palabras

Welcome to the world of Foodla Comida Wordbookslibros De Palabras, where colorful illustrations and engaging words come together to create a delightful learning...